




Parish Priest: Father Henry Duc
Phone: 9622 2960

OOSH: Ben Irmisch
Phone: 9676 7293



Newsletter Term 4 Week 2, 2022.

19th OCTOBER, 2022

FUTURE DATES

Friday, 21st October
Year 6 cake stall
Prices from 50c - \$3
School Disco
5pm - 6.30pm K-2
7pm - 8.30pm 3-6

Tuesday, 25th October
7pm Parent Group AGM
ALL WELCOME

Wednesday, 26th October
2023 Kindergarten
Information evening for
parents from
6.30pm - 8pm in
Kindergarten classroom

Friday, 28th October
Mission Mass & Mission to
Busk
Stage 2 Touch Football Gala
Day

PUPIL FREE DAY
Monday, 7th November
NO SUPERVISION ON
PREMISES

Friday, 11th November
Stage 3 Touch Football Day

14th to 23rd November
OLOL Swim Program
Wednesday, 30th November
Primary Swimming Carnival

Tuesday, 6th December
OLOL Christmas Concert

Thursday, 15th December
Year 6 Graduation and End
of Year Mass

Friday, 16th December
Last Day for students in
2022

Tuesday, 31st January
1st Day for Years 1 - 6 in
2023

Wednesday, 1st February
2nd Orientation day for
Kindergarten 2023

Thursday, 2nd February,
KINDERGARTEN 2023
FIRST FULL DAY OF
SCHOOL - staggered starts
First Day for 2023 Uniform
delivery to school



[Click here to view a
360° Virtual Tour of
OLOL](#)

Principal's Message

Dear Families of Our Lady of Lourdes,



Welcome Back to School as we begin Term 4 together. We are looking forward to the many learning and faith community opportunities that will happen during this term.

Last Friday night I had the privilege along with colleagues from OLOL school and OLOL parishioners to celebrate a wonderful celebration of the Eucharist and dinner to acknowledge the priestly ministry of Fr Henry on the occasion of his Jubilee. The very fact that there were so many people involved to prepare this event and that so many people were in attendance is an indication of the strength of the faith community in the Parish of Our Lady of Lourdes. A community that Fr Henry has been so pivotal in guiding with compassion, leading with wisdom and nourishing spiritually. We are truly blessed and grateful for the gift of Fr Henry.

Various members of OLOL Parish honoured Fr Henry with many tributes and I was also able to share some insightful tributes from our Kindergarten students.

Hughey: I like when Fr Henry walks past at recess and says hello.

Genevieve: I like Fr Henry because he teaches me about God and Jesus.

Xavier: I like Fr Henry because he talks about the big candle with the cross on it.


Eva: I like that Fr Henry shares the bread.

Oviya: Fr Henry helps us to be kind and understanding.

Elijah: I like Fr Henry because he gives us blessings.

Fr Henry we hope that your life continues to be filled with God's blessings and on everyone's behalf we thank God that our lives are blessed with your presence. Congratulations once again on this occasion of your Jubilee.

**God Bless,
Keiran Byrnes**



HELPFUL WEBSITE LINKS:



Click on the image
above to see our
**OLOL Seven Hills
Facebook Page** for
the latest photos and
updates. Like and
Follow!
Or visit our school
website below:



Enrolments for 2023

The school is accepting
applications for enrolment.
Enrolment applications are
available online on the
school website or collection
at the School Office.

If you have any relatives or
friends considering
enrolling their child at OLOL
in 2023 encourage them to
submit their enrolment
application. We have
limited spaces available in
2022. If you are an existing
family with a younger child
ready for school in 2023 it
is important that you
submit your application.
For further enquiries
contact Beth in the school
office on 8869 6800

OUR LADY OF LOURDES PRIMARY



7 Grantham Road, Seven Hills
T 8869 6800
www.ololshills.catholic.edu.au



Scan QR code to register
your interest

Enrolling Now for Kindy 2023

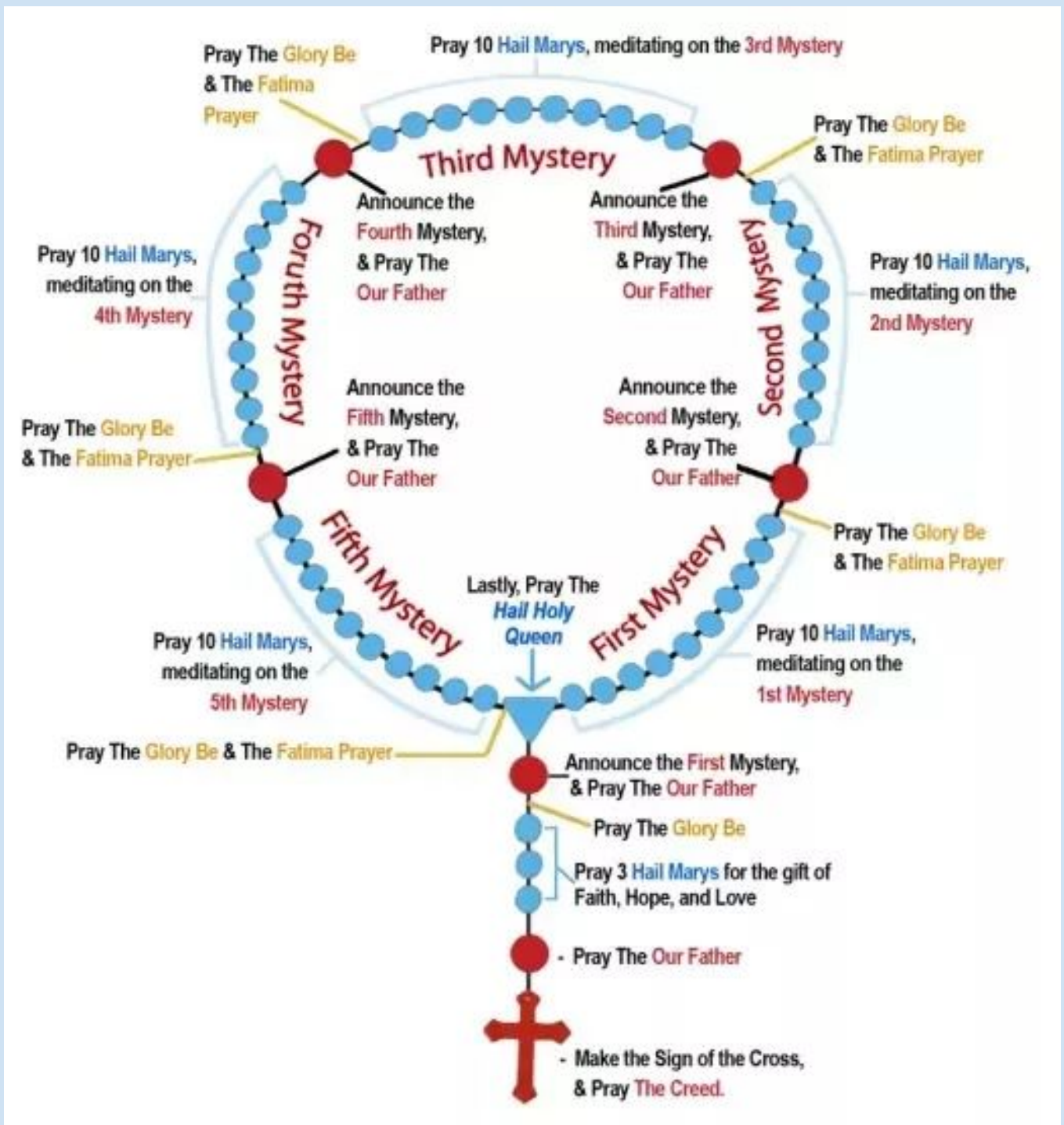
RE NEWS

October - Month of The Rosary

October is the Month of the Rosary. We encourage you to pray the Rosary as a family.

Mary is the model of how to love Jesus. She lived her life with her eyes fixed on him. By reflecting on how she loved her son, we can learn how we also can love him and know him.

Praying the Rosary is a wonderful way to communicate with our spiritual parents – our Heavenly Father and our Mother Mary. When we pray the Rosary, we are calling on our spiritual parents to comfort, guide and inspire us. So when family relationships get tense, the Rosary is a powerful way to unite with our heavenly family.



YEAR 6 Cake Stall this Friday October 21

This Friday, October 21, Year 6 will be holding a cake stall during recess and lunch to help raise funds for the Year 6 graduation disco. There will be lots of yummy treats from donuts to cupcakes, chocolate crackles to cookies, which the Year 6 parents and some students will be selling at morning tea and lunchtime. Prices range from 50 cents to \$3 with something for everyone. Mark the date in your diary!! It is sure to be fun!!



KINDERGARTEN 2023

Important Dates:

Parent Information Evening:
-Wednesday 26th October 2022
6:30- 8pm

Kindergarten Orientation Days:

Group 1: Wednesday 2nd November 2022
Group 2: Wednesday 9th November 2022

Please check your emails for more details



OLOL PARENT GROUP presents

OLOL SCHOOL DISCO!!

FEATURING DJ & ENTERTAINMENT FROM: *Bop till you Drop*

FRIDAY 21ST OCTOBER 2022
K-2 5PM-6:30PM
(must have a supervising parent)
3-6 7PM-8:30PM
(Supervising parent Strongly encouraged)


TICKET INFO
(supervising adult is included in entry fee)
Entry only \$12
OR
Entry + Drink + Pizza + Glow stick + Ice block \$15
Tickets available via QKR app only

Pete's a PIZZ
Authentic Woodfired Pizza
WOODFIRED TO perfection

Available for sale on the night:
Pizza \$3 slice
Drinks \$2

****Current OLOL students only****
****preschoolers, ex-OLOL students and high schoolers not permitted****

RE NEWS - Mission to Busk



For a number of years, the children at Our Lady of Lourdes have been invited to participate in a busking afternoon to share their talents with the school community and support Catholic Mission. Children are able to perform a dance, sing a song, play an instrument or even perform some magic tricks either individually or as part of a group. This year we will start the day with a **Mission Mass in the church starting at 9:15am on Friday 28th October All parents are welcome.**

The Mission to Busk afternoon will take place from 1.30pm **in the afternoon around the school grounds.** Students had plenty of notice and time to prepare their routine before the school holidays. We invite you to share this special time with your child/children and come along to support this worthy cause.

As part of Mission Week, your family, you and your child are encouraged to make a simple donation to the buskers. We ask that the children bring in a number of coins or notes to throw into the buckets of those children performing, with all funds being contributed to Catholic Mission.

Buskers will be placed at several points around the school and students, staff, family and parents will spend the afternoon walking around enjoying the talent on display and throwing coins into their buckets.

The buskers will perform their act a number of times over the period. **Please note that they will need to provide their own battery operated or fully charged portable music player/bluetooth speaker as they may be outside.**

Children need to come to the audition fully prepared, with music and costume ready. Music used needs to be appropriate for primary aged students.

We are looking forward to seeing you all there!

Lucy Messina (Religious Education Coordinator)

World Teachers Day

Most countries around the world celebrate World Teachers' Day on October 5, however, because this date usually falls during the Australian school holidays, we celebrate World Teachers' Day on the last Friday of October instead. ***This year, World Teachers' Day falls on Friday 28 October in Australia. As a family you may consider giving your child's teacher a message of support or appreciation.***

World Teachers' Day is an opportunity to celebrate the teaching profession worldwide. Above all, we celebrate the work of dedicated teachers around the world who continue to strive every day to ensure that "inclusive and equitable quality education" and the promotion of "lifelong learning opportunities for all" become a reality in every corner of the globe." Of course we acknowledge and say thank you to our dedicated teachers here at OLOL. So we pray ...

Dear Jesus,

***Giver of all wisdom and greatest of all teachers,
Look upon our teachers with love
Grant them the resolve to nurture our eager minds
and to never give up on us who fall behind.
Bless their hearts for they rejoice
when we succeed and encourage us when we fail
And bless them with gentle patience
for the path of learning is never easy
Kindle a spirit and passion in them
it is the flame that ignites the love of learning in us
Help them see the potential in each student
Their belief in us means much more than the grade we make
Instill in them a commitment to keep on learning
It shows us to not fear new knowledge and experiences
Inspire them to touch the future
They influence how big a dream we dream for ourselves
Bless our teachers who have come before
For their work endures to this day
Let the light of your example shine upon all teachers
To build up with their words
To love with their mind
To share with their heart.
Amen***


Out and About

This week we have had a few additions to our beautiful playground areas.

The gate area outside the library has had some much needed repairs to the drainage and soft fall. The new soft fall looks fantastic and is now ready to walk on. Any parents wishing to pick up their children from the top gate may now do so.

We have had some new seating installed under the shade cloth near the large grass area as well as some curved seating in the cola area. The children now have plenty of shaded seating to choose from.

The Kindy playground area looks bright and colourful with the addition of some beautiful coloured table sets.



We pray for all students currently sitting their HSC exams.

The HSC started on Wednesday 12th October and finishes on Friday 4th November.

Heavenly Father,

We pray for HSC students. Give them the gifts of wisdom, right judgement, knowledge and courage. Bless them with calm hearts and clarity of mind as they sit for their exams. May they be affirmed in their efforts and may they know that you are there with them. We pray that they will stay calm under pressure and work to the best of their ability. May they feel your loving presence in their lives, now and always, and may they be strengthened by our prayerful support. We ask this in the name of Jesus Christ your Son, who lives and reigns with you and the Holy Spirit, now and forever.

Amen

Parent Group Annual General Meeting

The next **Parent Group Annual General Meeting** will be held in Term 4, Week 3 on **Tuesday 25th October at 7pm** in the library. You are all very welcome to attend. If you would like to be more involved in the school community, would like to meet other parents and be part of some of the decisions about the school, we are always happy to welcome new and enthusiastic parents to join the team. A description of all the roles is included below. The group meets once each term. If you would like to nominate yourself or somebody else, or you are just interested in hearing more about the parent group, come along on **Tuesday, 25th October** to be part of it.

All parents are invited to attend.

Parent Group Annual General Meeting



The executive roles are outlined below.

President

- ★ Chairs all meetings and ensures the smooth running of the meetings.
- ★ Prepare the agenda for General/ Annual General Meetings with the other Executive Committee members
- ★ Liaise with the Principal to prepare the agenda for any of the Executive Meetings and liaise with the Principal at all times.

Vice President

- ★ Assist the President in their duties as required.
- ★ Preside as Chairperson at meetings in the absence of the President.

Secretary

- ★ Take minutes of all business conducted and ensure all minutes are signed by the President.
- ★ Receive and deal with correspondence, maintain copies of correspondence, bulletins and minute books.
- ★ Give notice of the agenda to all members.
- ★ Maintain a register of members

Treasurer

- ★ Receive all monies and keep accurate records of monies received.
- ★ Obtain and keep receipts for all monies paid by the association.
- ★ Bank all monies received.
- ★ Present at each General Meeting a statement of accounts showing receipts and expenditure during the current month, together with the current balance.
- ★ Present at the AGM an audited statement of accounts

Publicity Officer

- ★ Promote and publicise the events organised via the school newsletter and handouts. This includes notification of the meetings and calling for agenda items.
- ★ Assists other members of the Executive Committee.

School Attendance

Last week we reintroduced attendance awards and these will be presented once a term. Two categories of certificates were presented last Friday for Term 3 attendance. A certificate was awarded for children who had 100% attendance in Term 3 and a certificate was awarded for children with 90% plus attendance. Congratulations to all of these children.

We know and understand maintaining good attendance has been challenging with the impact of COVID 19 and a winter marked by many illnesses. If your child is too unwell for school of course they should stay at home. Nevertheless, it is vital that children attend every day when they are well.

Every day of attendance adds to a student's academic achievement and success at school. Parents are essential partners in promoting good attendance because they have the ultimate responsibility to ensure that their child attends school every day arriving punctually to begin lessons promptly at 8:40am. Please help your child establish and consolidate a good attendance habit.

MON TUE WED THU FRI

every learner every day ✓

ABSENCES ADD UP!

FEBRUARY
2 DAYS
A MONTH

NOVEMBER
4 WEEKS
A YEAR

MISSING MORE THAN **1** YEAR OF LEARNING IN **12** YEARS

DID YOU KNOW

1 IN 6
PRIMARY STUDENTS ARE NOT
ATTENDING SCHOOL REGULARLY!

EACH DAY MISSED:

- Puts your child behind and makes it harder for them to catch up
- Can lead to lower achievement in reading, writing and numeracy
- Can lead to gaps in learning and social connections

WHAT PARENTS CAN DO

- ✓ **BE FIRM.** Send your child to school every day unless they are sick
- ✓ Develop good sleep and morning routines
- ✓ Schedule appointments after school
- ✓ Avoid taking holidays during term time

GOOD HABITS BEGIN EARLY

Good attendance starts in Kindergarten and sets students up for success in their school life

SCHOOLS ARE THERE TO HELP

If you're having attendance issues with your child, speak to your school about ways to address it.

every learner every day ✓

Keeping our Children Safe

As part of CEDP's strategy to build child safe communities, we are focusing each month on one of the 10 Child Safe Standards (the Standards).

This month's focus is **Child Safe Standard 8: Physical and online environments minimise the opportunity for abuse or other kinds of harm to occur.**

Please read the attached [flyer](#) on Standard 8 to help build your knowledge so that, together, we can all contribute to and enable a culture of child safety.

STANDARD 8: PHYSICAL AND ONLINE ENVIRONMENTS MINIMISE THE OPPORTUNITY FOR ABUSE OR OTHER KINDS OF HARM TO OCCUR

AIM: Risks to children in physical and online environments are identified and minimised



WHY IS THIS STANDARD IMPORTANT?

Safe environments, both physical and online, play a big role in preventing abuse from occurring.

Perpetrators use situations where they can be alone with children, or use online environments to extend their influence and connection.

Increased opportunities for harm occur in organisations that have areas without lines of sight by other adults or without behavioural expectations when interacting with children in person or online.

Mitigating risks in physical and online environments can increase the likelihood that perpetrators are prevented from abusing children.

What should CEDP be doing?

- Identification of risky physical or online environments helps to mitigate risk - without compromising a student's right to privacy and healthy development.
- Use of Codes of Conduct and relevant policies when using online environments.

What we're doing

- Check out System Policies on CEDP Website!
- Staff can also check out our OSCAR PAGE!

- Staff are inducted and given regular updates on appropriate behaviours, and those to avoid, when interacting and engaging with children and students.
- Annual mandatory compliance programs including Safeguarding facilities audit requirements which address specific types of safeguarding risks in relation to the physical environment of schools.
- Policies and Procedures outline expectations of online use:
 - Responsible use of ICT and Social Media (Students) Guidelines
 - Acceptable use of ICT and Social Media (Staff) Guidelines
 - Video Conferencing Guidelines for Teachers and Students - guidelines for safe use of technology during video conferencing. Guidelines available for access by staff, parents and students.
 - CEDP's Code of Conduct When Working with Children and Students
 - CEDP's Code of Conduct
- Strict online authentication requirements, access to ICT systems and web content filtering on CEDP networks.
- Responding to Student, Staff and Parent/Carer feedback from the Tell Them From Me survey specifically in relation to eSafety and understanding of online environments.
- Regular reviews are conducted in regard to policies and procedures pertaining to the acceptable use of ICT.
- Partnership with the eSafety Commissioner to provide training and education opportunities so staff, students and parents/carers can identify unsafe online environments.



School Travel

Term 4 2022

2023 school travel applications are now open

Applications for student travel in 2023 open from **Monday 10 October 2022**.

Students who need a School Opal card or travel pass for 2023 can [apply](#) now. A new application will need to be submitted if they are applying for the first time, or if they are requesting an additional travel entitlement as a result of a new shared parental responsibility situation (e.g. joint custody).

Students who change address, school, campus location, have repeated a year or received an expiry notification from Transport for NSW for their school travel entitlement should [renew or update](#) their details before **the end of term 4**. This will ensure that schools can endorse applications, and entitlements remain valid for the start of the 2023 school year. School Opal card holders will have the changes applied to their existing card.

If a student's distance eligibility has changed based on their grade (i.e. grade two to grade three), the system will automatically update their entitlement if they meet the new criteria. If they do not meet the new [eligibility criteria](#), we will send an expiry notification via email.

Students who have an entitlement approved under a medical condition that is due to expire will receive a notification advising them to re-apply.

[Term Bus Pass](#) holders will receive a notification to re-apply.

Students in the Opal network applying for an Opal card (including a Term Bus Pass) for the first time will receive their Student Opal card at their nominated postal address. Cards will be mailed out from January 2023.

Students living in rural and regional (R&R) areas should receive their travel pass at the start of the new school year from their nominated transport operator. It may come via the school or be sent directly to them at home. **Note:** some R&R operators do not issue travel passes. Students/parents should confirm with their nominated operator if they do not receive a pass.

Travel from Term 1 2023

We ask that parents plan ahead and make sure their child knows which service/s to use and has a valid ticket to travel; either a School Opal card or Child/Youth Opal card (within Greater Sydney) or a School Travel Pass (outside Greater Sydney), from the start of the school year.

Applications for 2023 School Student Transport Scheme (SSTS) travel open at the start of Term 4 2022, so parents/students can [apply](#) or [update](#) details early and be ready for the start of the new school year.

Most students using the Opal network will not need a new Opal card and can continue travelling on their existing card each year.

The start of the year is a busy period for local transport operators, and students travelling without a valid ticket make service planning and operations difficult.

We recognise that for some families last minute changes to school enrolments mean they may not have a School Opal card or Travel Pass for the start of term. In the Opal network, we strongly encourage these families to have their children travel with a Child/Youth Opal card until they receive their valid School Opal card. If outside Greater Sydney, parents should contact their [local bus operator](#) to discuss their travel needs.

Bus operators are flexible and understanding, particularly at the start of the school year, and will ensure students can travel safely to and from school. But to best support our operators we encourage all students to have a valid ticket, as early as possible, from the start of the school year.

Students using School Opal cards are also reminded that they must tap on and tap off in line with the [Student code of conduct](#) and [Opal terms of use](#).



Further information can be found at transportnsw.info/travel-info/using-public-transport/school-travel

Enquiries can be submitted at transportnsw.info/contact-us/feedback/passes-concessions-feedback

STAGE 2 EXCURSION TO PENRITH LAKES

Year 3 Excursion to Penrith Lakes

On Monday 17th October, Year 3 went on an exciting excursion to Penrith Lakes. We saw how this area is a sustainable environment for many living organisms. We took part in testing different aspects of the water quality, the identification of the bird life and water life and drove around the massive lake system to experience just how huge this natural environment actually is.



"I thought the lakes were very beautiful and my favourite part was dip netting" - Lourdes

"My favourite part was when we got to test the water to see if there was salt in it." - Oscar

"I liked the part when we went on the bus and looked for birds." - Tilly



"I found all the creatures fascinating and my favourite part was dip netting." - Morgan



On Friday the 14/10/22 and Monday 17/10/22 Stage 2 went on an excursion to Penrith Lakes. This was an excellent way for students to explore water and land features which will help them with their Geography unit: *The Earth's Environment*.

Here is a recount from the Year 4 students:

"When we got to Penrith Lakes we went into the classroom and met Mr C. He was hilarious. He put on a video that told us all about the area and its history of what they did with it, we learned a lot. After that Mr C told us that Penrith Lakes was about 723 hectares long so we jumped back on the bus and had a 20 minute drive around the place. On the bus we looked for some birds and I saw a pelican and a white egret.

When we got back we went back inside the classroom and Mr C showed us all how to check the water quality using a PH test, the salt levels, the temperature of the water, seeing if the water was muddy and the phosphate (plant food).

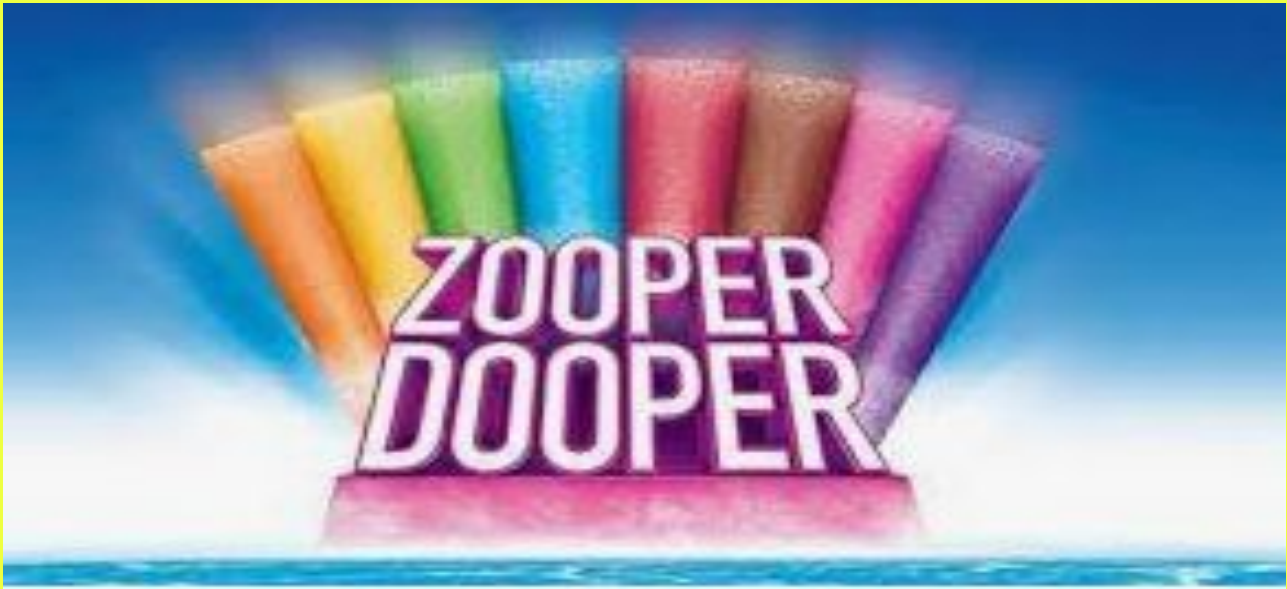
Next we met Mrs G. She was very nice and showed us this new bird called the tawny frogmouth. It was hard to see because it was camouflaged in a tree. She also took us to test the water quality and see if it was suitable for local wildlife - it was! After that we tried dipnetting. It was great, we caught shrimps, tadpoles and other bugs.

When we returned we magnified the insects we caught to see them up close. It was really cool. Finally as we left we got to pet a live lizard!

We had an awesome time!"



ICE BLOCKS TERM 4 NOW ONLY AVAILABLE TO PURCHASE ON QKR! APP.



To maintain Ice Block sales during Term 4 we are using the pre-order system using the QKR! app. If you would like a zooper dooper for your child on a Monday, Wednesday or Friday starting in Week 1, you will need to pre-order by 11:00 am on the day. Zooper doopers will be sold for \$1 each.

Please do not send cash to avoid any disappointment. Ice Blocks can only purchased through the app from now on. This is available now on the Qkr! app. The first day for sales will be Wednesday the 12th of October.

You will need to set up or update a profile for each of your children on the Qkr! app so the ice block will be delivered to their classroom (Please ensure that your child's class is correct). A helpful guide is attached. Here is also a video for helpful guides for using the Qkr! app for purchases. <https://www.youtube.com/watch?v=TjH9HjbpiE4>

Thank you for your support.



Congratulations to students who received Gold and FIA Awards in Term 4

Kinder Eva Manugunta, Charlize Abdel-Ahad

Year 1 Mary Garas, Amaya Chand

Year 2 Gabriel Garas, Eylem Semerci

Year 3 Vivaan Desai, Aya Mahendrarajah

Year 5 Ivy Guo, Jot Minhas

Year 6 Ashton McLoynes, Aaron Shrestha



TERM 4 2022 MERIT AWARDS

Kindergarten Isbella Dein, Kiara Perera, Nathaniel Soriano, Isabel Matthew

Year 1 Evan Cao, Eden LeCornu Star, Deepnoor Dari, Alexander McInnes

Year 2 Miya Gurung, Christian Hallett, Christine Bandi, Raadira Panjwani

Year 3 Joshua Blackshaw, Loritta Li, Elise Goco, Evie Massey

Year 5 Luke Butylewicz, Rubie Daaboul, Kavash Kandpal, Mahaa-Lini Mahenrarajah

Year 6 Ben Albion, Rushil George, Kristena Azrag, Danielle Katafono

STUDENT EXTENDED LEAVE

Family holidays and travel outside of school holiday period will be considered individually based on your child's attendance. If the leave is more than 5 days you are required to complete an application for Extended Leave for travel of 5 or more days. This form can be downloaded from the school website or is available at the school office.

SCHOOL FEES

If you have not received a statement or wish to discuss a payment arrangement plan, please contact Shyamala on 8869 6800 during Office Hours.

Thank you for your support with this matter.

CatholicOutlook

News from the Diocese of Parramatta

Catholic Outlook, the magazine of the Diocese of Parramatta, is now available as an online version click on the link to view the magazine
catholicoutlook.info/Spring22

Or click on the link below which will take you a QR code to view the latest Catholic Outlook
<https://oscarportal.parra.catholic.edu.au/SiteAssets/Lists/NeedToKnow1/EditForm/QR%20Code%20Catholic%20Outlook.png>



If your child/children will not be returning to Our Lady of Lourdes in 2023, would you kindly inform the office.

Notice in writing will be accepted at any time during Term 4 in relation to the following year's enrolment. In this circumstance the requirement of 10 weeks notice will be waived.



Our next Staff Development Days (pupil free day) at OLOL is:

Monday 7th November (Week 5 of term 4)

There will be no school for students on this day. If families need to arrange care for your children on these days please contact Lourdes OOSH on 9676 7293



MEDICATION POLICY

Parents are responsible for:

Obtaining the relevant medication forms from the school and arranging for their completion and return

- Providing the medication in the original labeled container to the nominated staff member
- Ensuring the medication is not out of date and has an original pharmacy label with the student's name, dosage and time to be taken
- Providing a request by parents and written instructions from a medical practitioner for medication that is not obtained on prescription, indicating:
 - Name of student
 - Condition for which the medication is required
 - Guidelines for administration



Uniforms

Parents are able to order uniforms using the Qkr! app. All uniforms delivered to school each Thursday will then be sent home via your child.

The last day for 2022 to order uniforms is Tuesday, 22nd November for delivery Thursday, 24th November.

The First delivery for 2023 will be Thursday, 2nd February.



BIRTHDAY CELEBRATIONS AT SCHOOL

Children wishing to share a birthday treat with their friends are encouraged to bring in either wrapped lollipops or a small packet of chips. These can be distributed easily with minimal contact.



STUDENTS ARE TO WEAR THEIR SPORTS UNIFORM ON THE FOLLOWING DAYS FOR TERM 4

KINDERGARTEN
YEAR 1
YEAR 2
YEAR 3
YEAR 4
YEAR 5
YEAR 6

TUESDAY
WEDNESDAY
WEDNESDAY
WEDNESDAY
TUESDAY
THURSDAY
TUESDAY & FRIDAY



PATRICIAN BROTHERS'
COLLEGE BLACKTOWN

IS WHERE YOU
BELONG



SCAN ME

Year 7

ENROL NOW FOR 2023/2024

P: 8811 0300
W: patsblacktown.catholic.edu.au
E: patricianbros@parra.catholic.edu.au



Compass Parent Portal

A guide for Parents



How do I access Compass?

Compass is accessible on any modern web browser (Internet Explorer, Firefox, Chrome, Safari) or by using the Compass iOS or Android apps (continue reading to learn more about the app including how to use it).

To access the parent portal, you can go to <https://schools.compass.education/> where you can search for our school's direct URL.

Compass Apps

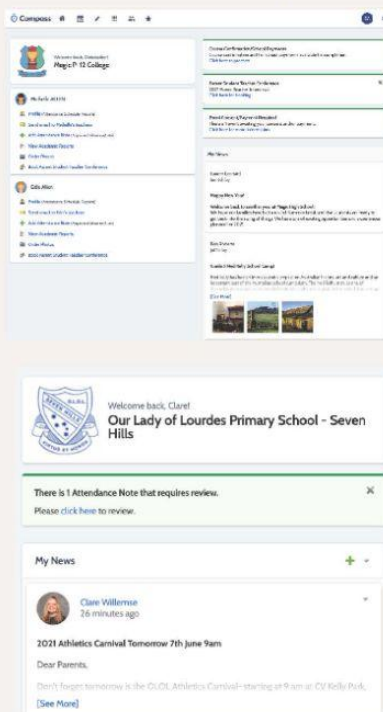
Using the app you can:

- View the school news feed
- Receive messages from the school
- View your child's timetable and the school calendar
- View Learning Tasks
- Add Attendance Notes
- View academic reports



The Compass home screen

The home screen provides you with relevant alerts and news, as well as quick access to your child's profile.



School Calendar

- Link to school events

Your Children

- To access more information click on the relevant quick link or select Profile to access detailed information about your child.

Main Menu

- Allows you to access other Compass and school resources. The Tools icon allows you to update your contact details and change your password.

News

- Recent school news items and information relevant to you. This may include newsletters, details of upcoming events.

Alerts

- Custom notifications for items that require your action or attention. These may include excursion notifications, ordering options for school photos, absence notifications, survey, and student report availability.

Entering an Attendance Note

1. From the Compass home screen (or from your student's profile), click the Add Attendance Note item.
2. From the pop-up window:
 - Select the reason
 - Enter a brief description of the absence
 - Select the start and finish time
 - Click the 'Save' button

Where possible, attendance notes should be entered prior to the absence/lateness occurring.



SMS Link

If your child is marked as absent without prior approval you will receive a message containing a link. When you follow the link, you will have the opportunity to explain the absence.

The link will expire after you have clicked it, meaning that it cannot be used to explain unapproved absences in the future. Instead, you will receive another message containing a new link, allowing you to repeat the process.

Viewing Academic Reports

1. From the home screen, click on the 'View Academic Reports' item or navigate to the 'Student Profile' and click the 'Reports' tab.
2. A list of 'Academic Reports' will be displayed. Click the report title to download the PDF.

Reporting Cycle	School
2020 - Semester Two Magic P-12 College	Magic P-12 College
2020 - Semester One Magic P-12 College	Magic P-12 College
2019 - Semester Two Magic P-12 College	Magic P-12 College
2019 - Semester One Magic P-12 College	Magic P-12 College

Privacy and Security



When you use Compass you will notice a padlock appears in your browser's address bar on the left.

This is because Compass uses a technology called TLS (Transport Layer Security). This means that your Compass session is encrypted and secure. Further, Compass adheres to PCI DSS compliance obligations to ensure any credit card details are managed safely, consistent with industry credit card regulations.

We are committed to the privacy of your information.

For any other Compass questions please contact the school office on
Ph: (02) 8869 6800 or E-mail: ololshills@parra.catholic.edu.au

UNIFORM ORDERS



A friendly reminder that all orders are to be placed on the QKR app by MasterCard. Please follow the instructions below.

Delivery to the school is every Thursday during the school term free of charge and orders must be placed by 4pm Tuesday for delivery on Thursday.

All uniforms delivered to school will then be sent home via your child.

The last day for 2022 to order uniforms is Tuesday, 22nd November for delivery Thursday, 24th November.

[The First delivery for 2023 will be Thursday, 2nd February.](#)


 **masterpass**

For quicker, hassle-free school payments, try Qkr! today

Introducing Qkr! (pronounced 'quicker') by Mastercard, the secure and easy way to order and pay for school items from your phone at a time and place that suits you.



With Qkr you can:

- Pay for a variety of school items;
- See your receipts on the app and get them sent by email if required.



Getting started is easy - try it yourself today

Step 1 Download Qkr!
on your Android phone or iPhone. iPad users can download iPhone app

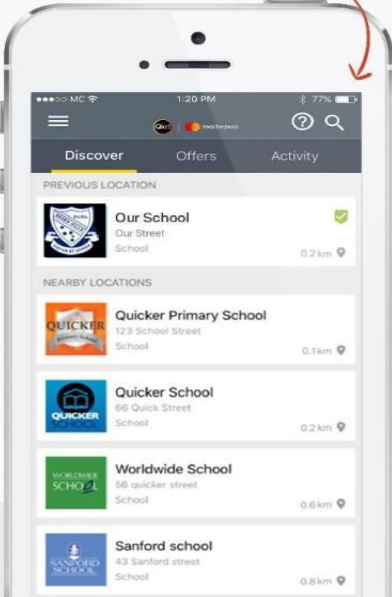


Step 2 Register
Select your Country of Residence as 'Australia' and follow the steps to register

Step 3 Find our school
Our school will appear in 'Nearby Locations' if you're within 10kms of the school, or search for our school by name.

Step 4 Register your children
When first accessing our school you will be prompted to add a student profile for your child. This allows you to make orders and payments for them.

Search for our school name



If you have made a purchase you can select our school from 'Previous Location'

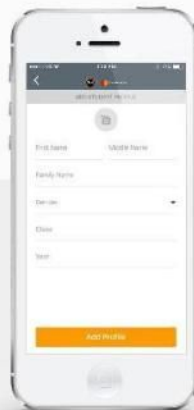
If you're within 10 kms of the school, you can select our school from 'Nearby Locations'

Add your children's details in Student Profiles

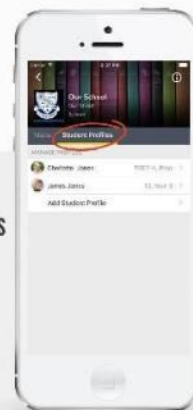
Select
'Add student profile'



Add each
child's details



Manage each
child's details in
Student Profiles

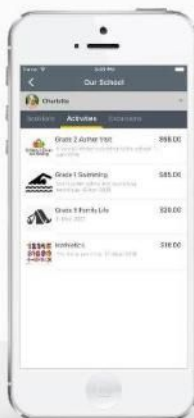


Purchase school items

Select a menu
from our school



Select child
you are
ordering for



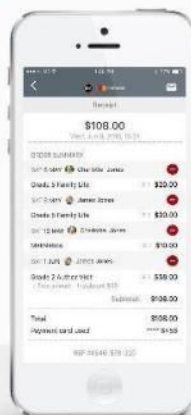
Select your items



Tap 'Checkout'
then confirm and pay

Making payments

Add up to 5 cards to your wallet



At checkout select which card to
pay with.

Pay with any cards accepted
by the school.

Once your payment is approved you
can continue to the home page, or
view your receipt.

Please refer to the size chart when ordering uniforms

Our Lady of the Lourdes Seven Hills

Uniform Size Chart

Please use the below charts as a guide for the approximate sizing of uniform items.

<u>Boys Short Sleeve Shirt</u>							
Description	Size						
	4	6	8	10	12	14	16
½ Chest	39	42	44	48	51	54	57
Body Length	49	54	59	61	64	68	71

<u>Boys Shorts</u>							
Description	Size						
	4	6	8	10	12	14	16
½ Waist	22	24	26	28	30	32	34
Length	36	38	40	43	45	47	49

<u>Boys Long Sleeve Shirt</u>							
Description	Size						
	4	6	8	10	12	14	16
½ Chest	38	40.5	43.5	46.5	49.5	52.5	55.5
Body Length	52	57	62	66	71	77	81

<u>Boys Pants</u>							
Description	Size						
	4	6	8	10	12	14	16
½ Waist	24	26	28	30	32	34	36
Length	71	77	83	88	95	100	105

All measurements are in cms and may differ 1-2cm

For all items please lay them flat and measure on a flat surface.

Chest measurement is taken from underarm to underarm.

Body length is taken from the centre back to the bottom of the hem (under collar).

Waist Measurement is taken from left to right side of waist band.

Length Measurement is taken from top of elastic waist to bottom of the hem.

Our Lady of the Lourdes Seven Hills

Uniform Size Chart

Please use the below charts as a guide for the approximate sizing of uniform items.

<u>Girls Summer Dress</u>							
Description	Size						
	4	6	8	10	12	14	16
½ Chest	39	40	41	44	47	50	53
Body Length	64	67.5	71	77.5	82.5	87	92

<u>Girls Winter Tunic</u>							
Description	Size						
	4	6	8	10	12	14	16
½ Chest	38.5	39.5	40.5	43.5	46.5	49.5	52.5
Body Length	60.5	64	67.5	74	76	84	88.5

<u>Girls Long Sleeve Blouse</u>							
Description	Size						
	4	6	8	10	12	14	16
½ Chest	37.5	39	41	45	48	50.5	53.5
Body Length	51	53	54.5	58	61	63.5	66.5

<u>Poly Cotton Jumper</u>							
Description	Size						
	4	6	8	10	12	14	16
½ Chest	36	39	42	45	48	51	54
Body Length	46	46	48	54	57	61	61

All measurements are in cms and may differ 1-2cm

For all items please lay them flat and measure on a flat surface.

Chest measurement is taken from underarm to underarm.

Body length is taken from the centre back to the bottom of the hem (under collar).

Waist Measurement is taken from left to right side of waist band.

Length Measurement is taken from top of elastic waist to bottom of the hem.

Our Lady of the Lourdes Seven Hills

Uniform Size Chart

Please use the below charts as a guide for the approximate sizing of uniform items.

<u>Short Sleeve Polo</u>							
Description	Size						
	4	6	8	10	12	14	16
$\frac{1}{2}$ Chest	34	37	39	42.5	45	47	50
Body Length	49	52	55	58	61	64	67

<u>Sport Shorts</u>							
Description	Size						
	4	6	8	10	12	14	16
$\frac{1}{2}$ Waist	24	26	28	30	32	34	36
Length	32	34	36	38	40	41	42

<u>Sport Jacket</u>							
Description	Size						
	4	6	8	10	12	14	16
$\frac{1}{2}$ Chest	42	44	46	48	50	52.5	55
Body Length	53	55	57	59	61	63	65

<u>Sport Pant</u>							
Description	Size						
	4	6	8	10	12	14	16
$\frac{1}{2}$ Waist	23	25	27	29	31	33	35
Length	67	72.5	79	85.5	92	97	102

All measurements are in cms and may differ 1-2cm

For all items please lay them flat and measure on a flat surface.

Chest measurement is taken from underarm to underarm.

Body length is taken from the centre back to the bottom of the hem (under collar).

Waist Measurement is taken from left to right side of waist band.

Length Measurement is taken from top of elastic waist to bottom of the hem.