




**Parish Priest:** Father Henry Duc  
**Phone:** 9622 2960

**OOSH:** Ben Irmisch  
**Phone:** 9676 7293



## Newsletter Term 2 Week 4, 2022.

**18th MAY, 2022**

### FUTURE DATES

**Tomorrow  
PIZZA MEAL DEAL**

**Friday, 20th May  
Yrs 1 & 2 excursion  
to Sydney Zoo**

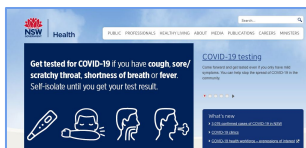

**Friday, 20th May  
7pm - Confirmation  
Mass &  
Presentation of  
certificates**

**Thursday, 26th May  
Bell Shakespeare -  
Stage 3 Incursion**

**Thursday, 9th June  
School Athletics  
Carnival at CV  
Kelly Park,  
Girraween**

**Friday, 10th June  
Staff Development  
Day - Please contact  
OOSH on 9676 7293  
to arrange  
supervision for your  
child/children**

[Click here to  
view a 360°  
Virtual Tour of  
OLOL](#)



### Principal's Message



*Dear Families of Our Lady of Lourdes,*

*This Friday numerous children from OLOL will be receiving the Sacrament of Confirmation at our OLOL Parish Church.*

*Confirmation is the meeting point on which God strengthens you with his Holy Spirit for your service in the Kingdom of God.*

*The word confirmation comes from the Latin "firmare", meaning "to strengthen". The Holy Spirit strengthens you in faith. He helps you to know God, and to do the right thing. He gives you the ability to remain true to your faith and tell others about it. For that you need his help. If you listen to him, the Holy Spirit is like an inner navigation system that shows you the way through your life.*

*During the celebration of Confirmation the bishop, or the bishop's delegate, extends his hands over those to be confirmed and calls upon God: "Send your Holy Spirit upon them to be their helper and guide."*

*Then each person to be confirmed is anointed with chrism on the forehead as the celebrant says, "Be sealed with the Gift of the Holy Spirit."*

*We pray for our young people as they continue to grow in faith.*

***Come, Holy Spirit, fill the hearts of your faithful.***

***And kindle in them the fire of your love.***

***Send forth your Spirit and they shall be created.***

***And you will renew the face of the earth.***

**God Bless,  
Keiran Byrnes**

### HELPFUL WEBSITE LINKS:



**Click on the image  
above to see our  
OLOL Seven Hills  
Facebook Page for  
the latest photos and  
updates. Like and  
Follow!**

**Or visit our school  
website below:**

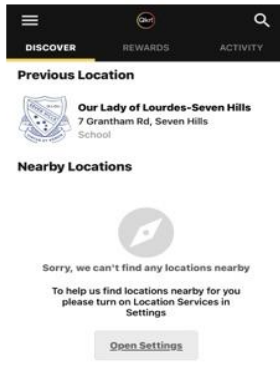


### Enrolments for 2023

**The school is accepting  
applications for enrolment.  
Enrolment applications are  
available online on the  
school website or collection  
at the School Office.**

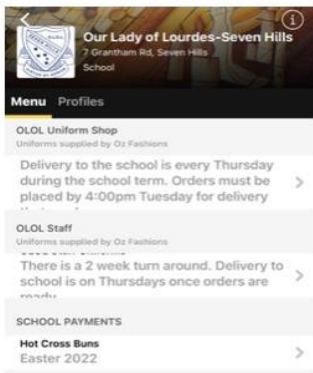
**If you have any relatives or  
friends considering enrolling  
their child at OLOL in 2023  
encourage them to submit  
their enrolment application.  
We have limited spaces  
available in 2022. If you are  
an existing family with a  
younger child ready for  
school in 2023 it is  
important that you submit  
your application. For further  
enquiries contact Beth in the  
school office on 8869 6800.**

# Please update your child's profile on the QKR app to ensure meal deals and uniforms are distributed correctly. Thankyou

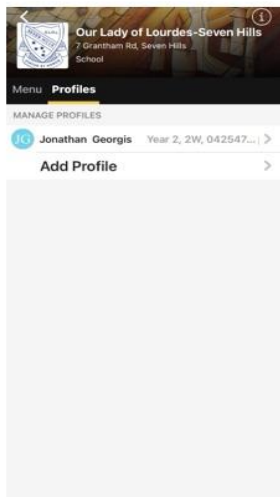


How to update your child's profile on the QKR APP.

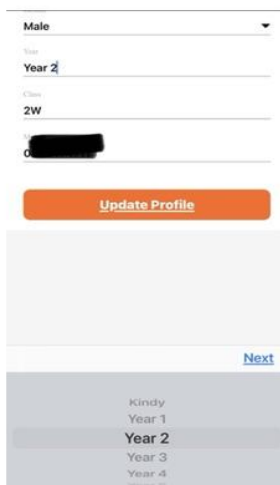
Step 1 .. choose Our lady of Lourdes as your location.



Step 2 .. select profiles (located in the top section next to menu)



Step 3... choose one child at a time.  
In this case I would click on Jonathan.



Step 4...click on year and select your child's year from the dropdown choices. Then do the same with the class. Finally select update profile to confirm your selection.

This is very important to ensure that your child's meal deals go to the correct classroom. It's also important for uniforms and other payments.

Thank you



As part of CEDP's strategy to build child safe communities, we are focusing each month on one the 10 Child Safe Standards (the Standards).

This month's focus is **Child Safe Standard 3: Families and Communities are Informed and Involved**

Please read this flyer on [Standard 3](#) to help build your knowledge so that, together, we can all contribute to and enable a culture of child safety.

## STANDARD 3: FAMILIES AND COMMUNITIES ARE INFORMED AND INVOLVED

**AIM:** Organisations support children by actively engaging with families and communities

### WHY IS THIS STANDARD IMPORTANT?

Parents/Carers have primary responsibility for raising their children.

Children feel more valued when child safe organisations include families and community in decisions affecting them, and when organisations are accountable for their child safe practices.



### What should CEDP be doing?

- Families have the primary responsibility for the upbringing and development of their child and are provided opportunities to participate in decisions affecting the child.
- The organisation engages in open, two-way communication with families and communities about its child safety approach, and relevant information is accessible.
- Families and communities have a say in the organisation's policies and practices.
- Families and communities are informed about the organisation's operations and governance.

### What we're doing

- Check out [System Policies on CEDP Website!](#)
- Staff can also check out our [OSCAR PAGE!](#)

- Promotes and participates in various resources and initiatives for parents, carers and communities which support a child safe culture.
- Building Child Safe Communities (BCSC) Undertaking and Training modules are available on the CEDP website and outline the standards of behaviour and reporting requirements for parents/carers/families as volunteers (and contractors) in our schools.
- Video Conferencing Guidelines for parents/carers - outlines parent's role in monitoring online lessons for their child(ren).
- Offer a range of opportunities for parents/carers to engage in the services and supports provided to their children at school.
- Provide opportunities for parents/carers to work in partnership with schools via various forums including school information evenings and meetings.
- Parent Representative Councils and associated educational initiatives.
- Provide opportunities for parent/carer feedback via the annual "Tell Them From Me Survey".
- Families are informed and made aware of CEDP's Safeguarding policies and procedures which are available on [www.parra.catholic.edu.au](http://www.parra.catholic.edu.au)
- Access to wellbeing counsellors for students and their families.
- Schools engage Police Liaison Officers to conduct Child Safety presentations.
- Partnership with the esafety Commissioner to provide parents and carers training and education on esafety.





# OUR LADY OF LOURDES PRIMARY



7 Grantham Road, Seven Hills  
T 8869 6800  
[www.ololshills.catholic.edu.au](http://www.ololshills.catholic.edu.au)



Scan QR code to register  
your interest

## Enrolling Now for Kindy 2023

## Out and About

### NAPLAN

Last week our Stage 2 & 3 teachers have guided our Year 3 & 5 students through NAPLAN assessments. Catch up tests for those students who missed tests last week, are being held this week. Thank you to these teachers and support staff and congratulations to our Year 3 & 5 students, who have approached these assessments with confidence and understanding. Whilst important, please keep in mind that these tests are simply a snippet of one moment in time. It is vital that we all understand that our students work hard all year round and that their capabilities and achievements are certainly not limited to one set of tests!

### ***Tell Them From Me Survey***

Shortly our teachers, students in Years 4, 5 and 6 and parents, will have the opportunity to take part in a survey called Tell Them From Me (TTFM). This survey is being administered in every school in our diocese. The information you provide will be used to maintain our commitment to working together in partnership to further improve student learning and wellbeing at Our Lady of Lourdes Primary School. The survey is anonymous and will take approximately 20 minutes to complete. Please keep an eye out for further information and the URL link to access the survey coming home soon.

**Margaret Ferguson - Assistant Principal**



**Our next Staff Development Day will be Friday, 10th June, 2022 staff will be on the premises, but no supervision will be provided. Please contact OOSH on 9676 7293 if you wish to make arrangements for your child/children.**

## **UPDATED COVID SAFE GUIDELINES FOR SCHOOLS**

Over the last few weeks NSW Health has made some changes in relation to close/household contacts of positive COVID-19 cases. Please read the revised protocols carefully. Please be advised that any student who is unwell should not attend school to ensure the safety and well being of all community members.

### **Watch for Symptoms**

If your child is unwell, even with mild symptoms you must keep them home and get them tested. If they display any symptoms they should take a PCR test (nose and throat swab) or rapid antigen test (RAT).

If a child is unwell at school parents will be contacted to promptly collect their child.

### **COVID19 Positive Cases**

- If your child has no symptoms and there is a positive case in their class, year or other grouping, they can continue to attend school in line with NSW Health advice.
- Staff and students who get a positive rapid antigen test result must register it on [service.nsw.gov.au](https://service.nsw.gov.au) or the Service NSW app as soon as possible.
- Staff and students who receive a positive rapid antigen or PCR test result must tell their school as soon as possible, and follow NSW Health advice.
- There are no changes to the isolation requirements of confirmed cases, who must isolate at home for 7 days.
- Students, who are a household contact of a positive case, no longer have to isolate if they are not symptomatic, however they must follow the following protocols when attending school:
  - notify the school that they are a household contact of a positive case
  - conduct a daily rapid antigen (RAT) and return a negative result each morning before attending school for 7 days
  - it is recommended, for primary school students, that they wear a mask
  - must not attend any overnight excursions, including school camps
  - must not attend specialist centres or support classes
- People who have had COVID-19 in the last 12 weeks do not have to comply with the above guidelines should they become a close contact
- OLOL will regularly communicate to parents about the presence and impact of COVID-19 in our community.
- In order to do this parents are asked to let the school know of positive cases. This information is kept confidential.

### **Rapid Antigen Tests (RAT)**

- To assist with COVID-19 screening additional rapid antigen tests were recently distributed to parents to be used for symptomatic testing or for daily testing as part of requirements for close contacts returning to school.

### **Vaccination**

- All staff on school sites must be fully vaccinated.
- We strongly encourage all students and their families to get vaccinated. Children aged 5 to 11 can now get vaccinated. Parents are encouraged to book their child in for a vaccination at the first available opportunity.
- Once eligible, all adults are encouraged to get booster shots.



# ***Tell Them From Me (TTFM) Partners in Learning Survey***



In the coming weeks we will be inviting our students, teachers and parents to provide feedback on their experience of our school using an online survey. The surveys are an important part of our whole school evaluation and planning process.

From **Monday, 30 May to Friday, 1 July**, we invite you to complete the *Tell Them From Me (TTFM) Partners in Learning* survey. As we value the role of parents and carers within our school community we would greatly appreciate your feedback. The information you provide will be used to maintain our commitment to working together in partnership to further improve student learning and wellbeing at *Our Lady of Lourdes*.

The survey is anonymous and will take approximately 20 minutes to complete. You are able to access the parent survey (20 different languages available) on your computer or mobile device by using the link that will be provided to you in the weeks ahead.

**Parents received a note explaining the participation of students in this survey last Monday.**

## **Attendance**

With the impact of COVID19 we know that there has inevitably been a significant impact on student attendance. We understand that children have been absent for periods of time if they have tested positive or if members of the family have tested positive. We also appreciate that parents have followed health advice and kept children at home if displaying cold or flu like symptoms.

Nevertheless, as we continue to return to a much more normalised pattern of schooling it is more important than ever that children have a high rate of attendance. School attendance plays a critical role in enhancing the lives of children and young people. COVID19 certainly taught us that every day of attendance adds to a student's opportunity to learn, develop and experience success in education.

The aim is for every student to have an attendance rate of 90% or higher. To support the wellbeing of students we will be reviewing student attendance over the coming weeks and months. If we identify a concern we will communicate with the family either by phone or letter and do our best to support you and your child to have a great attendance rate.



### ***Congratulations to students who received Gold and FIA Awards***

***Kinder Dante Cassaniti, Charlize Abdel-Ahad, Mia Tamayo, Zara Najem***

***Year 1 Nivani Vithanage, Flynn Massey, Geoffrey Amaladass***

***Year 2 Cody Gonzales, Austin Guo, Evie Wright***

***Year 3 Kiyana Cassaniti, Taylyn Buckley, Joshua Blackshaw, Nataliya Abdel-Ahad***

***Year 4 Joshua Jeganathan, Lachlan Byrne, Jaydon Mills, Tyson Mowbray***

***Year 5 Charlotte Martin, Tahlia Herczeg, Avish Pragash, Lucas Watts***

***Year 6 Kara Whybin, De-Asia Fatafehi, Javiar Bou Serhal, Okusitino Kama***



### ***TERM 2 2022 MERIT AWARDS***

***Kindergarten Sofia Touma, Mahmut Yagci, Anaya Chaudhary, Gurleen Insan, Amreen Kaur, Amelie Anton Aleston, Isabella Dein, Zoe Qian***

***Year 1 Scarlett Laskowski, Alexander McInnes, Aishmeen Sandhu, Cadence Singh, George Joannou, Emilia Bogicevic, Mila Moussa***

***Year 2 Peter Palmiotto, Jessica San Diego, Con Aspris, Isabella Cuadros Botero, Olivia Bong, Joshua Coleman***

***Year 3 Devyansh Jindal, Alexander Nowak, Myra Risal, Aaliyah Moussa, Alexander Madejski, Morgan Leary, Elizabeth Reardon, Abhinav Valdamudi***

***Year 4 Tatjana Paku, Isaac Abdel-Ahad, Hannah Ingleby, Sienna Bayeh, Alexis Avia, Kyra Prajipati, Charbel AbouYaghi, Taylan Tufanoglu***

***Year 5 Karlos Ravic, Tyrell Crisostomo, Tohuia Kama, Thomas Cadavid, Matthew Cadavid, Natasha Kumar, George Safiti, James Liaros***

***Year 6 Leo Culili, Tino Kama, Ashley Lo, Timothy Heenpellage, Lucas Albion, Shaan Patel, Ben Albion, Syon Shanker***



# Dance Fever Interschool Challenge

This Term our children have had the opportunity of experiencing the Dancefever program. The children are thoroughly enjoying the program and have learnt wonderful new dance skills as well as social skills. Dancefever will host an Interschool Dance event which will involve other schools that have also participated in the program this term. This will be a very exciting event for the children as they have the opportunity of representing their school and perhaps win trophies and prizes. Parents and families are strongly encouraged to attend this event to support their children and our school. This is also the perfect opportunity for parents to witness the skills their children have acquired – you will be impressed.

**Date** **Wednesday, 29<sup>th</sup> June 2022**  
**Time** **Doors open 4.30 p.m. for a 5.30 p.m. start – finish 8.45 - 9.00 p.m.**  
**Venue** **Quaycentre, Corner of Olympic Blvd & Sarah Durack Ave, Sydney Olympic Park, NSW**  
**Drop Off for Students @ Hall of Champions Level 3**  
**Cost** **\$11.00 per person - (including children competing)**

The Challenge is open to ALL students from **Yr. 3 to Yr. 6**. The atmosphere will be fantastic, and it will be a wonderful occasion for our whole school community. Entry fee has been kept to the lowest price possible.

**TICKETING** – Tickets will now be pre-sold and allocated seats are bought online through [trybooking.com](https://trybooking.com)  
**TICKETS GO ON SALE Monday 30<sup>th</sup> May 9.00am**

**Participating students** – tickets can be purchased through Try Booking and the children will be seated within their school area.

**Parents and Spectators** – can also purchase tickets through Try Booking. These tickets are **ALLOCATED** seats and a certain number of seats are available directly behind your children. This method will give you a full block of supporters. Once these tickets are sold, there are additional **ALLOCATED** seats available in the blocks which are located at either end of the Arena.

|  |  |   |
|--|--|---|
| STEP 1 – <a href="https://trybooking.com">trybooking.com</a> | STEP 2 – enter <b>Dancefever</b> into Search event     | STEP 3 – Click on the <b>Day of the</b>     |
| <b>Challenge</b>   |  |   |
| STEP 4 – Click on <b>Book Now</b>                            | STEP 5 – <b>Select the school</b> your children attend | STEP 6 – Enter the <b>Number of</b>         |
| <b>Students Participating</b>                                |  |   |
| STEP 7 – <b>Next</b>   | STEP 8 – <b>Buy More Tickets</b>                       | STEP 9 – <b>Scroll down to your schools</b> |
| <b>Spectator seating Block</b>                               |  |   |
| STEP 10 – Enter the <b>Number of Spectator Seats</b>         | STEP 11 – <b>Next</b>                                  | STEP 12 – <b>Finalise Payment</b>           |

**DRESS CODE** – We suggest that children wear attire that they feel most comfortable in and relevant to this special occasion. Please be mindful of footwear. **No shoes with polish or shoes that may scuff or damage the floor are permitted on the dance floor.**

**CATERING** – Please note that if the children require food or drinks, they will need to bring it with them, as they will not be able to leave their school area to go to parents at any time. Security guards will also not allow any commercially prepared food to be brought into the venue. **Adults are NOT permitted to bring any alcohol inside the venue.**

**SECURITY** – Once children are in the Arena, they are not allowed outside or upstairs and must remain in their allocated school area. All children must be collected from the Main Arena area by a parent or authorised person. Children will not be allowed to leave the Arena to meet parents outside the venue.

**DAMAGES** – We ask that all people attending this event take the upmost care of all furniture, equipment and property within your school's reserved area at the venue and at all times. Any damage of any nature will be the responsibility of the school to cover all associated costs.

**HIPHOP** – At present our Dance Fever teachers are choreographing our hip hop routine and further communication will be given for costumes for the night shortly.

Please complete the permission note via the following link [Dance Fever Inter school Challenge permission form](#)  
by no later than Monday 13<sup>th</sup> June 2022.

# **RE NEWS**

## **Confirmation Candidates**

Congratulations to the following students who will be making their **Confirmation** this Friday night in the OLOL Parish. We pray that, through Confirmation, the Holy Spirit will give them the increased ability to practice their Catholic faith in every aspect of their lives and to witness Christ in every situation.

Ben Albion

Charlotte Byrne

Adrian Conche

Leo Culili

Ada Feliciak

Timothy Heenpeltage

Okustino Kama

Dana Jordan Sialau Leota (DJ)

Sophie Shaw

Harry Sultana

Isley Williams

Kara Whybin

Nathan Bayeh (Blessing)



# STUDENT EXTENDED LEAVE

Family holidays and travel outside of school holiday period will be considered individually based on your child's attendance. If the leave is more than 5 days you are required to complete an application for Extended Leave for travel of 5 or more days. This form can be downloaded from the school website or is available at the school office.

## SCHOOL FEES

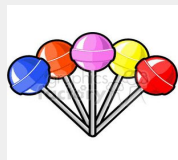
Term 2, 2022 Statement of Accounts have been sent out to all families. If you haven't received a statement or wish to discuss a payment arrangement please contact Shyamala on 8869 6800 during office hours.

Term 2 fees are due by Thursday, 2nd June 2022.

Thank you for your support with this matter.


### **NO CASH ACCEPTED IN THE OFFICE**

Please be advised if you purchase 2nd hand uniforms through the Parent Facebook page we are unable to accept any third party cash or uniforms through the office.  
Thank you for your understanding in this matter.



### **BIRTHDAY CELEBRATIONS AT SCHOOL**


Children wishing to share a birthday treat with their friends are encouraged bring in either wrapped lollipops or a small packet of chips. These can be distributed easily with minimal contact.



STUDENTS **ON THE FOLLOWING DAYS FOR TERM 2**  
**PLEASE NOTE THERE MAY BE A CHANGE FROM  
TERM 1 DUE TO OUR DANCE FEVER PROGRAM**

KINDERGARTEN  
WEDNESDAY  
YEAR 1  
YEAR 2  
YEAR 3  
YEAR 4  
WEDNESDAY  
YEAR 5  
THURSDAY  
YEAR 6  
WEDNESDAY

TUESDAY &  
WEDNESDAY  
WEDNESDAY  
WEDNESDAY  
TUESDAY &  
WEDNESDAY &  
TUESDAY &



## **Premier's Reading Challenge**

The Premier's Reading Challenge is well under way. Please encourage your child to read books from the challenge lists and add the books they have read to their online log. The students have until Friday August 19th to complete the challenge. If you have any questions in relation to the challenge please contact Mrs Cividin at the school.



## Uniforms




Parents are able to order uniforms using the Qkr! app. Please ensure that you update your child's profile on the App to ensure that it goes to the correct Year Group. All uniforms delivered to school each Thursday will then be sent home via your child.

Please contact the office if you are picking up your child's uniform to ensure it has been delivered to the school.

## HOT CHOCOLATE SALES

*Lunch Sales will recommence from next Friday 27<sup>th</sup> May. Sales will only take place on Fridays for this term. Hot Chocolates will be available for \$1. Children may bring their change to purchase a hot chocolate (payment will not be via QKR app). Helpers will be needed to assist with sales & can contact the Parent Group via our facebook page - OLOL PG Chat (accessible via the attached QR code)*



### MEDICATION POLICY

Parents are responsible for:

Obtaining the relevant medication forms from the school and arranging for their completion and return

- Providing the medication in the original labeled container to the nominated staff member
- Ensuring the medication is not out of date and has an original pharmacy label with the student's name, dosage and time to be taken
- Providing a request by parents and written instructions from a medical practitioner for medication that is not obtained on prescription, indicating:
  - Name of student
  - Condition for which the medication is required
  - Guidelines for administration



## Water Bottles

**Reminder to all parents to continue to send their children to school with water bottles in 2022. Under the current COVID 19 guidelines school bubblers have been turned off so children need to bring their own water.**

**Thank you for your support**



## Seesaw for K-4 at OLOL Seven Hills.

---

### What is Seesaw?

Seesaw is an app that is a platform for student engagement. Teachers can empower students to create, reflect, share, and collaborate. Students “show what they know” using photos, videos, drawings, text, PDFs, and links. It’s simple to get student work in one place and share with families, and nothing is shared without teacher approval.

Families can log in to the Seesaw Family App to see their child’s work and like and comment.

Over the course of this term K-4 classes will start to use Seesaw as a way to share their work with their teachers and parents as well as complete activities. When your child’s class is ready to go you will receive information and a QR code to log into the Seesaw family app to see your child’s work.

### Seesaw:

- Makes your child’s thinking and learning visible so we can see and celebrate their growth over time
- Opens communication between home and school, so we can share ideas to best support your child’s learning at home and at school
- Gives your child an authentic audience for their work -- you! -- which motivates them to do their best

### Connect to your child’s learning on the Seesaw Family app.


Follow the [instructions for connecting and using the Seesaw Family app](#) or watch [this introduction to Seesaw video](#).

Parents need to download the Seesaw Family App and sign in to their family account using the Family QR code sent home to be able to see and like and comment on your child’s work and see posts from the teachers. Parents must sign up to Seesaw using their own name, not their child’s. If you need this QR code resent to you, please email Mrs Willemse on [cwillemse@parra.catholic.edu.au](mailto:cwillemse@parra.catholic.edu.au) and I will send it to you. If you have any questions, please do not hesitate to contact myself or your child’s class teachers.

Sincerely,

**Clare Willemse**

**Learning Technologies Coordinator**







Parents Representative Council

SUPPORT | CELEBRATE | EDUCATE



## MISS CONNECTION – Raising Teenage Girls



How to find true, meaningful connection with your teenage daughter.



Our guest speaker for the PRC parent engagement event is:

Register here to attend

### Dr Justin Coulson

We welcome one of Australia's leading parenting and family experts, Channel 9's Parental Guidance Presenter, Author, Psychologist



Justin will be discussing:

How we can keep them safe and informed? What is really going on in the minds of our teenage daughters?

How we can stay connected to our daughters and keep them motivated?

How to encourage them to develop strong, healthy relationships and resilience?

The best things we can do to support our daughters, Simple tools and techniques to help you guide them.



### Monday, 30<sup>th</sup> May 2022

Doors open: 6:15pm for 7:00pm (2 hours)  
(PRC General Meeting- will be held prior to guest speaker)

**Catherine McAuley, 2 Darcy Rd, Westmead, 2148**

[www.prc.cathoic.edu.au](http://www.prc.cathoic.edu.au)



@prcparra

Light supper and refreshments will be provided,  
and a lucky door prize will be up for grabs!



THANK YOU TO OUR SPONSOR

### Floral Expressions

Flowers for every occasion or just for no reason at all

[www.floralexpressions.com.au](http://www.floralexpressions.com.au) 02 9683 1116








## Compass Parent Portal

A guide for Parents



### How do I access Compass?

Compass is accessible on any modern web browser (Internet Explorer, Firefox, Chrome, Safari) or by using the Compass iOS or Android apps (continue reading to learn more about the app including how to use it).

To access the parent portal, you can go to <https://schools.compass.education/> where you can search for our school's direct URL.

### Compass Apps

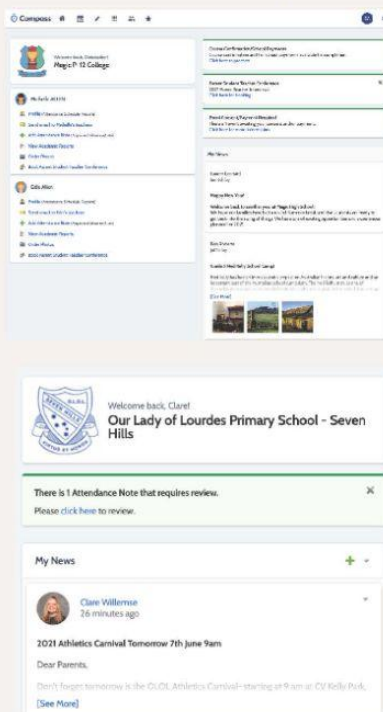
Using the app you can:

- View the school news feed
- Receive messages from the school
- View your child's timetable and the school calendar
- View Learning Tasks
- Add Attendance Notes
- View academic reports



### The Compass home screen

The home screen provides you with relevant alerts and news, as well as quick access to your child's profile.



#### School Calendar

- Link to school events

#### Your Children

- To access more information click on the relevant quick link or select Profile to access detailed information about your child.

#### Main Menu

- Allows you to access other Compass and school resources. The Tools icon allows you to update your contact details and change your password.

#### News

- Recent school news items and information relevant to you. This may include newsletters, details of upcoming events.

#### Alerts

- Custom notifications for items that require your action or attention. These may include excursion notifications, ordering options for school photos, absence notifications, survey, and student report availability.

## Entering an Attendance Note

1. From the Compass home screen (or from your student's profile), click the Add Attendance Note item.
2. From the pop-up window:
  - Select the reason
  - Enter a brief description of the absence
  - Select the start and finish time
  - Click the 'Save' button

**What is an Attendance Note?**  
An Attendance Note is used to explain when your child is absent or late for school.

Where possible, attendance notes should be entered prior to the absence/lateness occurring.



## SMS Link

If your child is marked as absent without prior approval you will receive a message containing a link. When you follow the link, you will have the opportunity to explain the absence.

The link will expire after you have clicked it, meaning that it cannot be used to explain unapproved absences in the future. Instead, you will receive another message containing a new link, allowing you to repeat the process.

## Viewing Academic Reports

1. From the home screen, click on the 'View Academic Reports' item or navigate to the 'Student Profile' and click the 'Reports' tab.
2. A list of 'Academic Reports' will be displayed. Click the report title to download the PDF.

| Reporting Cycle                        | School             |
|--|--------------------|
| 2020 - Semester Two Magic P-12 College | Magic P-12 College |
| 2020 - Semester One Magic P-12 College | Magic P-12 College |
| 2019 - Semester Two Magic P-12 College | Magic P-12 College |
| 2019 - Semester One Magic P-12 College | Magic P-12 College |

## Privacy and Security



When you use Compass you will notice a padlock appears in your browser's address bar on the left.

This is because Compass uses a technology called TLS (Transport Layer Security). This means that your Compass session is encrypted and secure. Further, Compass adheres to PCI DSS compliance obligations to ensure any credit card details are managed safely, consistent with industry credit card regulations.

We are committed to the privacy of your information.



For any other Compass questions please contact the school office on  
Ph: (02) 8869 6800 or E-mail: [ololshills@parra.catholic.edu.au](mailto:ololshills@parra.catholic.edu.au)

# UNIFORM ORDERS

A friendly reminder that all orders are to be placed on the QKR app by Masterpass. Please follow the instructions below.

Delivery to the school is every Thursday during the school term free of charge and orders must be placed by 4pm Tuesday for delivery on Thursday.

**If you have any questions in relation to school uniforms please contact Elle from Oz Fashions on 0421 216 414.**


 **masterpass**

For quicker, hassle-free school payments, try Qkr! today

Introducing Qkr! (pronounced 'quicker') by Mastercard, the secure and easy way to order and pay for school items from your phone at a time and place that suits you.

With Qkr! you can:



- Pay for a variety of school items;
- See your receipts on the app and get them sent by email if required.



### Getting started is easy - try it yourself today

#### Step 1 Download Qkr!

on your Android phone or iPhone. iPad users can download iPhone app



#### Step 2 Register

Select your Country of Residence as 'Australia' and follow the steps to register

#### Step 3 Find our school

Our school will appear in 'Nearby Locations' if you're within 10kms of the school, or search for our school by name.

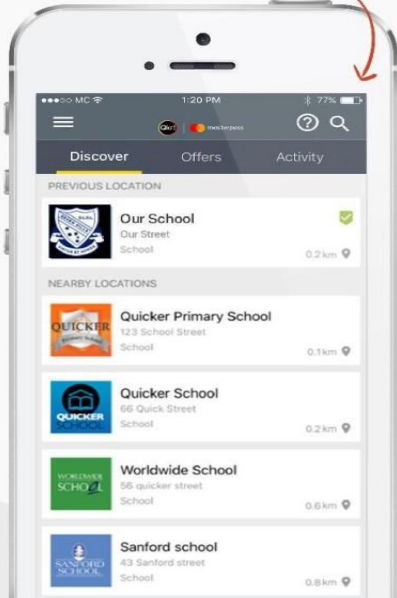
#### Step 4 Register your children

When first accessing our school you will be prompted to add a student profile for your child. This allows you to make orders and payments for them.

If you have made a purchase you can select our school from 'Previous Location'

If you're within 10 kms of the school, you can select our school from 'Nearby Locations'

Search for our school name





## Add your children's details in Student Profiles

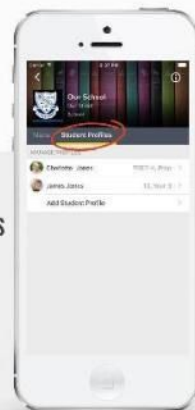
Select  
'Add student profile'



Add each  
child's details



Manage each  
child's details in  
Student Profiles



## Purchase school items

Select a menu  
from our school



Select child  
you are  
ordering for



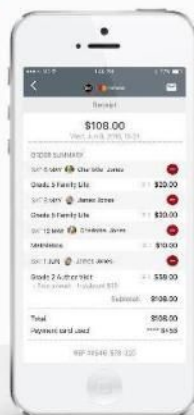
Select your items

Tap 'Checkout'  
then confirm and pay



## Making payments

Add up to 5 cards to your wallet



At checkout select which card to  
pay with.

Pay with any cards accepted  
by the school.

Once your payment is approved you  
can continue to the home page, or  
view your receipt.

Please refer to the size chart when ordering uniforms

## **Our Lady of the Lourdes Seven Hills**

### **Uniform Size Chart**

*Please use the below charts as a guide for the approximate sizing of uniform items.*

| <b><u>Boys Short Sleeve Shirt</u></b> |             |          |          |           |           |           |           |
|---------------------------------------|-------------|----------|----------|-----------|-----------|-----------|-----------|
| <b>Description</b>                    | <b>Size</b> |          |          |           |           |           |           |
|                                       | <b>4</b>    | <b>6</b> | <b>8</b> | <b>10</b> | <b>12</b> | <b>14</b> | <b>16</b> |
| <b>½ Chest</b>                        | 39          | 42       | 44       | 48        | 51        | 54        | 57        |
| <b>Body Length</b>                    | 49          | 54       | 59       | 61        | 64        | 68        | 71        |

| <b><u>Boys Shorts</u></b> |             |          |          |           |           |           |           |
|---------------------------|-------------|----------|----------|-----------|-----------|-----------|-----------|
| <b>Description</b>        | <b>Size</b> |          |          |           |           |           |           |
|                           | <b>4</b>    | <b>6</b> | <b>8</b> | <b>10</b> | <b>12</b> | <b>14</b> | <b>16</b> |
| <b>½ Waist</b>            | 22          | 24       | 26       | 28        | 30        | 32        | 34        |
| <b>Length</b>             | 36          | 38       | 40       | 43        | 45        | 47        | 49        |

| <b><u>Boys Long Sleeve Shirt</u></b> |             |          |          |           |           |           |           |
|--------------------------------------|-------------|----------|----------|-----------|-----------|-----------|-----------|
| <b>Description</b>                   | <b>Size</b> |          |          |           |           |           |           |
|                                      | <b>4</b>    | <b>6</b> | <b>8</b> | <b>10</b> | <b>12</b> | <b>14</b> | <b>16</b> |
| <b>½ Chest</b>                       | 38          | 40.5     | 43.5     | 46.5      | 49.5      | 52.5      | 55.5      |
| <b>Body Length</b>                   | 52          | 57       | 62       | 66        | 71        | 77        | 81        |

| <b><u>Boys Pants</u></b> |             |          |          |           |           |           |           |
|--------------------------|-------------|----------|----------|-----------|-----------|-----------|-----------|
| <b>Description</b>       | <b>Size</b> |          |          |           |           |           |           |
|                          | <b>4</b>    | <b>6</b> | <b>8</b> | <b>10</b> | <b>12</b> | <b>14</b> | <b>16</b> |
| <b>½ Waist</b>           | 24          | 26       | 28       | 30        | 32        | 34        | 36        |
| <b>Length</b>            | 71          | 77       | 83       | 88        | 95        | 100       | 105       |

*All measurements are in cms and may differ 1-2cm*

**For all items please lay them flat and measure on a flat surface.**

**Chest measurement** is taken from underarm to underarm.

**Body length** is taken from the centre back to the bottom of the hem (under collar).

**Waist Measurement** is taken from left to right side of waist band.

**Length Measurement** is taken from top of elastic waist to bottom of the hem.

# **Our Lady of the Lourdes Seven Hills**

## **Uniform Size Chart**

*Please use the below charts as a guide for the approximate sizing of uniform items.*

| <b><u>Girls Summer Dress</u></b> |             |          |          |           |           |           |           |
|----------------------------------|-------------|----------|----------|-----------|-----------|-----------|-----------|
| <b>Description</b>               | <b>Size</b> |          |          |           |           |           |           |
|                                  | <b>4</b>    | <b>6</b> | <b>8</b> | <b>10</b> | <b>12</b> | <b>14</b> | <b>16</b> |
| $\frac{1}{2}$ Chest              | 39          | 40       | 41       | 44        | 47        | 50        | 53        |
| Body Length                      | 64          | 67.5     | 71       | 77.5      | 82.5      | 87        | 92        |

| <b><u>Girls Winter Tunic</u></b> |             |          |          |           |           |           |           |
|----------------------------------|-------------|----------|----------|-----------|-----------|-----------|-----------|
| <b>Description</b>               | <b>Size</b> |          |          |           |           |           |           |
|                                  | <b>4</b>    | <b>6</b> | <b>8</b> | <b>10</b> | <b>12</b> | <b>14</b> | <b>16</b> |
| $\frac{1}{2}$ Chest              | 38.5        | 39.5     | 40.5     | 43.5      | 46.5      | 49.5      | 52.5      |
| Body Length                      | 60.5        | 64       | 67.5     | 74        | 76        | 84        | 88.5      |

| <b><u>Girls Long Sleeve Blouse</u></b> |             |          |          |           |           |           |           |
|--|-------------|----------|----------|-----------|-----------|-----------|-----------|
| <b>Description</b>                     | <b>Size</b> |          |          |           |           |           |           |
|  | <b>4</b>    | <b>6</b> | <b>8</b> | <b>10</b> | <b>12</b> | <b>14</b> | <b>16</b> |
| $\frac{1}{2}$ Chest                    | 37.5        | 39       | 41       | 45        | 48        | 50.5      | 53.5      |
| Body Length                            | 51          | 53       | 54.5     | 58        | 61        | 63.5      | 66.5      |

| <b><u>Poly Cotton Jumper</u></b> |             |          |          |           |           |           |           |
|----------------------------------|-------------|----------|----------|-----------|-----------|-----------|-----------|
| <b>Description</b>               | <b>Size</b> |          |          |           |           |           |           |
|                                  | <b>4</b>    | <b>6</b> | <b>8</b> | <b>10</b> | <b>12</b> | <b>14</b> | <b>16</b> |
| $\frac{1}{2}$ Chest              | 36          | 39       | 42       | 45        | 48        | 51        | 54        |
| Body Length                      | 46          | 46       | 48       | 54        | 57        | 61        | 61        |

*All measurements are in cms and may differ 1-2cm*

**For all items please lay them flat and measure on a flat surface.**

**Chest measurement** is taken from underarm to underarm.

**Body length** is taken from the centre back to the bottom of the hem (under collar).

**Waist Measurement** is taken from left to right side of waist band.

**Length Measurement** is taken from top of elastic waist to bottom of the hem.



# **Our Lady of the Lourdes Seven Hills**

## **Uniform Size Chart**

*Please use the below charts as a guide for the approximate sizing of uniform items.*

| <b><u>Short Sleeve Polo</u></b> |             |          |          |           |           |           |           |
|---------------------------------|-------------|----------|----------|-----------|-----------|-----------|-----------|
| <b>Description</b>              | <b>Size</b> |          |          |           |           |           |           |
|                                 | <b>4</b>    | <b>6</b> | <b>8</b> | <b>10</b> | <b>12</b> | <b>14</b> | <b>16</b> |
| $\frac{1}{2}$ Chest             | 34          | 37       | 39       | 42.5      | 45        | 47        | 50        |
| Body Length                     | 49          | 52       | 55       | 58        | 61        | 64        | 67        |

| <b><u>Sport Shorts</u></b> |             |          |          |           |           |           |           |
|----------------------------|-------------|----------|----------|-----------|-----------|-----------|-----------|
| <b>Description</b>         | <b>Size</b> |          |          |           |           |           |           |
|                            | <b>4</b>    | <b>6</b> | <b>8</b> | <b>10</b> | <b>12</b> | <b>14</b> | <b>16</b> |
| $\frac{1}{2}$ Waist        | 24          | 26       | 28       | 30        | 32        | 34        | 36        |
| Length                     | 32          | 34       | 36       | 38        | 40        | 41        | 42        |

| <b><u>Sport Jacket</u></b> |             |          |          |           |           |           |           |
|----------------------------|-------------|----------|----------|-----------|-----------|-----------|-----------|
| <b>Description</b>         | <b>Size</b> |          |          |           |           |           |           |
|                            | <b>4</b>    | <b>6</b> | <b>8</b> | <b>10</b> | <b>12</b> | <b>14</b> | <b>16</b> |
| $\frac{1}{2}$ Chest        | 42          | 44       | 46       | 48        | 50        | 52.5      | 55        |
| Body Length                | 53          | 55       | 57       | 59        | 61        | 63        | 65        |

| <b><u>Sport Pant</u></b> |             |          |          |           |           |           |           |
|--------------------------|-------------|----------|----------|-----------|-----------|-----------|-----------|
| <b>Description</b>       | <b>Size</b> |          |          |           |           |           |           |
|                          | <b>4</b>    | <b>6</b> | <b>8</b> | <b>10</b> | <b>12</b> | <b>14</b> | <b>16</b> |
| $\frac{1}{2}$ Waist      | 23          | 25       | 27       | 29        | 31        | 33        | 35        |
| Length                   | 67          | 72.5     | 79       | 85.5      | 92        | 97        | 102       |

*All measurements are in cms and may differ 1-2cm*

**For all items please lay them flat and measure on a flat surface.**

**Chest measurement** is taken from underarm to underarm.

**Body length** is taken from the centre back to the bottom of the hem (under collar).

**Waist Measurement** is taken from left to right side of waist band.

**Length Measurement** is taken from top of elastic waist to bottom of the hem.