




**Parish Priest:** Father Henry Duc  
**Phone:** 9622 2960

**OOSH:** Ben Irmisch  
**Phone:** 9676 7293



## Newsletter Term 2 Week 2, 2022.

**4th MAY, 2022**

### FUTURE DATES

Friday, 6th May - Mother's Day celebrations commencing at 9.15 with Mass in the church followed by Open classrooms and morning tea at 11am for adults provided by the Parent Group

Monday, 9th May  
changeover to winter uniform - order your uniforms with the QKR app by Tuesday to be delivered to school by Thursday each week. All uniforms will be sent home with your child.

Tuesday, 10th May  
NAPLAN Commences


Tuesday 10th  
NAPLAN Writing

Wednesday 11th  
NAPLAN Reading

Thursday 12th  
NAPLAN  
Language Conventions


Friday 13th  
NAPLAN Mathematics

16th - 20th May  
NAPLAN Catch up



[Click here to view a 360° Virtual Tour of OLOL](#)

### Principal's Message



*Dear Families of Our Lady of Lourdes,*

*Welcome to Term 2! We have had an exciting and busy start to the term. Last Friday we celebrated the Eucharist in our Church for the first time as a faith community in a very long time. How appropriate that this occasion was to celebrate "New Life" in this season of Easter. During the season of Easter, the Church asks us to reflect and meditate upon Jesus' Resurrection and what it means for us as Jesus' disciples today. We can spend time during the Easter season thinking about Jesus' Resurrection and the gift of eternal life that he gives to us.*

*We have also had many other exciting events with the commencement of Dance Fever, a BBQ for Kindergarten and Year 1 students and their families, the Diocesan cross country and the Mother's Day Stall today.*

*We look forward to celebrating Mother's Day this Friday beginning with Mass at 9:15 followed by open classrooms and morning tea. All are welcome.*

*We hope all our Mums have a very happy day this Sunday.*

### A Mother's Day Prayer

*Dear Lord,  
Watch over  
and support all mother's  
On earth and in heaven ...*

*and help them to know how much  
they are loved and appreciated  
On Mother's Day and everyday.*

**God Bless,  
Keiran Byrnes**

### HELPFUL WEBSITE LINKS:



Click on the image above to see our OLOL Seven Hills Facebook Page for the latest photos and updates. Like and Follow!  
Or visit our school website below:



### Enrolments for 2023

The school is accepting applications for enrolment. Enrolment applications are available online on the school website or collection at the School Office.

If you have any relatives or friends considering enrolling their child at OLOL in 2023 encourage them to submit their enrolment application.

We have limited spaces available in 2022. If you are an existing family with a younger child ready for school in 2023 it is important that you submit your application. For further enquiries contact Beth or Shyamala in the school office on 8869 6800.



# OUR LADY OF LOURDES PRIMARY



7 Grantham Road, Seven Hills  
T 8869 6800  
[www.ololshills.catholic.edu.au](http://www.ololshills.catholic.edu.au)



Scan QR code to register  
your interest

## Enrolling Now for Kindy 2023

## **UPDATED COVID SAFE GUIDELINES FOR SCHOOLS**

Over the last few weeks NSW Health has made some changes in relation to close/household contacts of positive COVID-19 cases. Please read the revised protocols carefully. Please be advised that any student who is unwell should not attend school to ensure the safety and well being of all community members.

### **Watch for Symptoms**

If your child is unwell, even with mild symptoms you must keep them home and get them tested. If they display any symptoms they should take a PCR test (nose and throat swab) or rapid antigen test (RAT).

If a child is unwell at school parents will be contacted to promptly collect their child.

### **COVID19 Positive Cases**

- If your child has no symptoms and there is a positive case in their class, year or other grouping, they can continue to attend school in line with NSW Health advice.
- Staff and students who get a positive rapid antigen test result must register it on [service.nsw.gov.au](https://service.nsw.gov.au) or the Service NSW app as soon as possible.
- Staff and students who receive a positive rapid antigen or PCR test result must tell their school as soon as possible, and follow NSW Health advice.
- There are no changes to the isolation requirements of confirmed cases, who must isolate at home for 7 days.
- Students, who are a household contact of a positive case, no longer have to isolate if they are not symptomatic, however they must follow the following protocols when attending school:
  - notify the school that they are a household contact of a positive case
  - conduct a daily rapid antigen (RAT) and return a negative result each morning before attending school for 7 days
  - it is recommended, for primary school students, that they wear a mask
  - must not attend any overnight excursions, including school camps
  - must not attend specialist centres or support classes
- People who have had COVID-19 in the last 12 weeks do not have to comply with the above guidelines should they become a close contact
- OLOL will regularly communicate to parents about the presence and impact of COVID-19 in our community.
- In order to do this parents are asked to let the school know of positive cases. This information is kept confidential.

### **Rapid Antigen Tests (RAT)**

- To assist with COVID-19 screening additional rapid antigen tests will be supplied to schools over the coming weeks. Once these have been received these will be distributed to parents to be used for symptomatic testing or for daily testing as part of requirements for close contacts returning to school.

### **Vaccination**

- All staff on school sites must be fully vaccinated.
- We strongly encourage all students and their families to get vaccinated. Children aged 5 to 11 can now get vaccinated. Parents are encouraged to book their child in for a vaccination at the first available opportunity.
- Once eligible, all adults are encouraged to get booster shots.



## Out and About

In Week 3 our Year 3 and Year 5 students will undertake the NAPLAN assessment. The students have been well prepared and have had many experiences of the type of questions that they may encounter in the exams. It is important that parents do not put undue pressure on students about NAPLAN but rather support them throughout the process. It should be remembered that NAPLAN reflects a student's performance on a particular assessment on a particular day and results should be viewed in light of the information provided by the class teacher in the student's report. The message that we give student's is that as long as they give their best we cannot ask more from them. It is anticipated that with the assessments being online this year, results will be made available more quickly than has been the case in previous years. As soon as results are received they will be distributed to parents.

This term we welcome some pre service teachers who will be completing their teaching placements here at OLOL this term. It's always great to have pre service teachers here at school to work with the students supporting and guiding them in their learning.

### Mothers Day

Thankyou to our wonderful parent helpers who organised our Mothers Day stall this today. The children were very excited to pick the perfect present for a special person in their lives. We hope you love your special gift.

Finally on Friday we celebrate mothers in a very special way with our Mothers' Day mass and morning tea. This is a special opportunity for mums to share morning tea with their children. Mass will commence at 9:15am. Mothers are invited to sit with their children during this special Mass. Mothers and grandmothers are invited to visit the children in their classroom at the conclusion of the Mass. The open classrooms will be followed by morning tea on the playground. We look forward to sharing this special day with all of our wonderful Mums. A big thank you to the Parent Group who are organising the morning tea. I look forward to seeing many of our Mums on Friday.

Margaret Ferguson - Assistant Principal





## Project Compassion Thank you

Last term Our Lady of Lourdes participated in the Project Compassion initiative '*A Shoe In*'.

The students put themselves in the shoes of others, and brought the oldest pair of shoes from their household to school. They created wonderful pictures of the shoes and paraded them around the school while raising money and awareness for those who don't have shoes and need to walk long distances to collect water for their families.

Altogether, the school raised a massive **\$560.00!** This money will be donated to support families now and for future generations.



# RE NEWS

## *FIAT Lifted Live Upcoming Event*

The Catholic Education Office Diocese of Parramatta and Catholic Youth Parramatta (CYP) are holding a Lifted Live event for Stage 3 students on Thursday the 19th May. This is a very special event that will gather students from various Primary Schools in our diocese. Lifted Live offers a combination of music, testimony, discussion and prayer with Melbourne-based Catholic singer/songwriter Gen Bryant. Gen is a regular guest of the Diocese who has also featured prominently at Australian Catholic Youth Festivals and World Youth Day Panama (2019). We wish the best of luck to the Stage 3 students representing Our Lady of Lourdes at the event. We look forward to hearing about your experiences and your new youth ministry ideas.

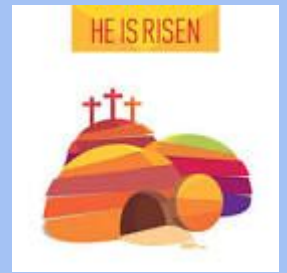




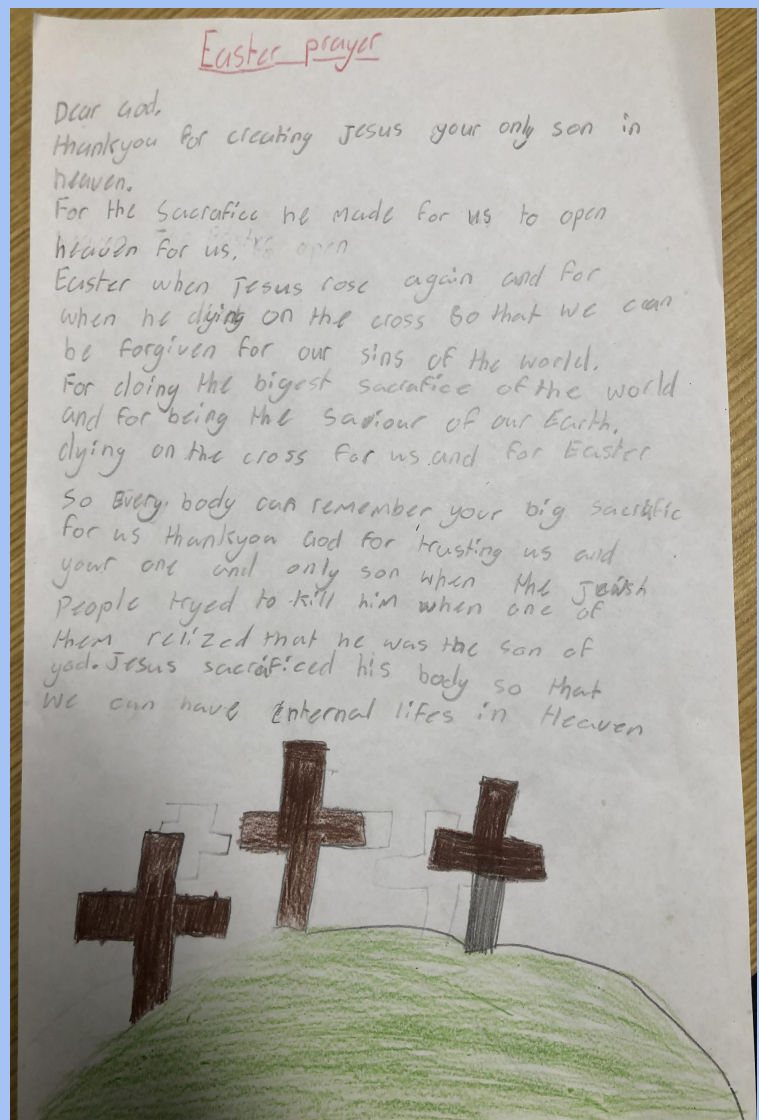
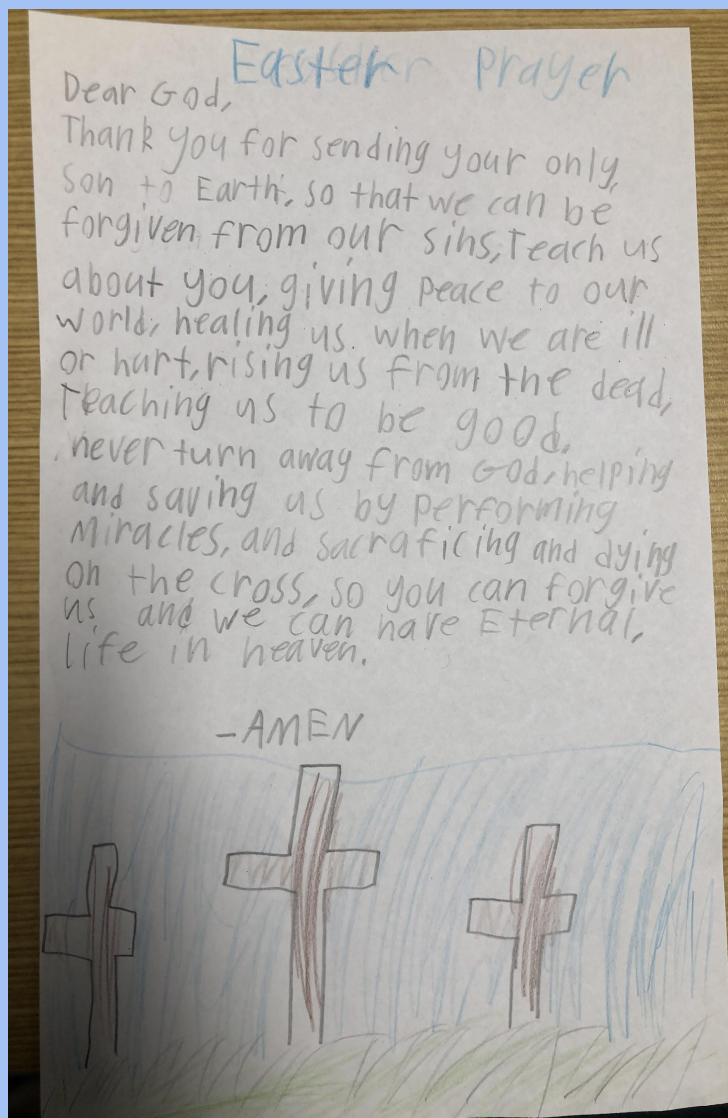


# RE NEWS

## Easter Mass



On Friday 29th April, the staff, students and some community members attended the whole school Easter Mass in the Church. It was a wonderful celebration of the Risen Lord. Easter is the greatest celebration in the Catholic church because it is the completion of the Holy week that ends with the resurrection of Jesus. Easter celebrates the beginning and foundation of Christianity. Jesus was raised from the dead, and it goes to show that He conquered sin and death.

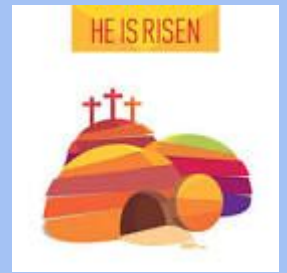






# RE NEWS

## Easter Mass







# **RE NEWS**

## ***Mother's Day Mass***



On Friday 6th May, the staff and students at OLOL will be celebrating Mother's Day and all mother's, grandmothers, aunts and special women are invited to attend.

9:15 am - Mass in the Church

10:30 am - Open classrooms

11:00 am - Morning tea provided for adults by the parent group.

Kindy and Year 1 students and teachers will be leading the Mass. We look forward to celebrating with you all.

***WE HOPE TO SEE YOU THERE!***



# *Kindergarten and Year One Welcome Barbeque*

Last Thursday Our Lady of Lourdes hosted a barbeque to welcome the newest additions to our OLOL Community - our Kindergarten and Year One students and their families. It was wonderful to see so many happy faces. Parents had a chance to meet one another and our Kindergarten and Year 1 students played with new found friends, teachers, and Year 6 student leaders. The outdoor games, dress ups and colouring corner proved popular with all students and a delicious sausage sizzle was catered for by our Parent Group.

A big thank you to our Parent Group for organising the barbeque and to our Student Leaders for helping to make the night such a fun and memorable one. Thank you to the parents of the student leaders who enabled their children to attend. Finally, a big thank you to Ms Byrnes, Mrs Ferguson, Mrs Messina, Mrs Demeterio, Miss Douglas, Miss Lee, Miss Mortimer, Mrs Willemse and Miss Schrader for their hard work in preparing the games and activities. It was a wonderful night!





# SPORT NEWS

## Parramatta Diocesan cross country

On Tuesday, 3rd May, 26 OLOL students participated in the Parramatta Diocesan Cross Country Carnival held at Sydney Motorsport Park.

Our team who participated in the event on the day were: Achia Meyan, Ada Feliciak, Ben Spadaro, Christina LaGuidara, Dylan Cortis, Harry Sultana, Javier Bou Serhal, Jonathan Sant, Laura Perkins, Lucas Albion, Masyn Buckley, Matthew Cadavid, Tahlia Herczeg, Thomas Cadavid, Tyrell Crisotomo, Lachlan Andrew, Mridun Arun, Nathan Bayeh, Scarlett Bong, Jude Feliciak, Amelia Laus, Julian Martinez, Lachlan Osborne, Kyra Prajapati, Evren Semerci and Eshan Karigoudar.

Congratulations to all students who represented Our Lady of Lourdes on the day, displaying not only fantastic performances but exemplary sportsmanship. All students should be very proud of their efforts.



## Uniforms



### Uniforms online -

Parents are able to order uniforms using the Qkr! app. Please ensure that you update your child's profile on the App to ensure that it goes to the correct Year Group. All uniforms delivered to school each Thursday will then be sent home via your child.

Please contact the office if you are picking up your child's uniform to ensure it has been delivered to the school.

Please note the official date for changeover to winter uniform is Monday May 9th.

## ICE BLOCK SALES AT SCHOOL

To maintain Ice Block sales in a COVID safe way we introduced a preorder system using the QKR APP last year.

We will open sales as soon as possible and will communicate with the community when ice block sales will resume.

Ice blocks unavailable until announced.



### MEDICATION POLICY

Parents are responsible for:

Obtaining the relevant medication forms from the school and arranging for their completion and return

- Providing the medication in the original labeled container to the nominated staff member
- Ensuring the medication is not out of date and has an original pharmacy label with the student's name, dosage and time to be taken
- Providing a request by parents and written instructions from a medical practitioner for medication that is not obtained on prescription, indicating:
  - Name of student
  - Condition for which the medication is required
  - Guidelines for administration



## Water Bottles

Reminder to all parents to continue to send their children to school with water bottles in 2022. Under the current COVID 19 guidelines school bubblers have been turned off so children need to bring their own water.

Thank you for your support



## STUDENT EXTENDED LEAVE

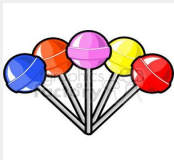
Family holidays and travel outside of school holiday period will be considered individually based on your child's attendance. If the leave is more than 5 days you are required to complete an application for Extended Leave for travel of 5 or more days. This form can be downloaded from the school website or is available at the school office.

## SCHOOL FEES

Term 2, 2022 Statement of Accounts will be sent out to families this week. If you have a change of address please contact the school office to update your records.

If you wish to discuss a payment arrangement plan, please contact Shyamala on 8869 6800 during Office Hours.

Thank you for your support with this matter.



### **BIRTHDAY CELEBRATIONS AT SCHOOL**

Children wishing to share a birthday treat with their friends are encouraged bring in either wrapped lollipops or a small packet of chips. These can be distributed easily with minimal contact.




**STUDENTS ARE TO WEAR THEIR SPORTS UNIFORM  
ON THE FOLLOWING DAYS FOR TERM 2  
PLEASE NOTE THERE MAY BE A CHANGE FROM  
TERM 1 DUE TO OUR DANCE FEVER PROGRAM**

KINDERGARTEN  
YEAR 1  
YEAR 2  
YEAR 3  
YEAR 4  
YEAR 5  
YEAR 6

TUESDAY & WEDNESDAY  
WEDNESDAY  
WEDNESDAY  
WEDNESDAY  
TUESDAY & WEDNESDAY  
WEDNESDAY & THURSDAY  
TUESDAY & WEDNESDAY

## **Premier's Reading Challenge**



*The Premier's Reading Challenge is well under way. Please encourage your child to read books from the challenge lists and add the books they have read to their online log. The students have until Friday August 19th to complete the challenge. If you have any questions in relation to the challenge please contact Mrs Cividin at the school.*



### **Congratulations to students who received Gold and FIA Awards**

**Kinder** Aathmika Subaraj, Alexandros Tsakonas, Grace Boktor

**Year 1** Ayaan Mehta, Aishmeen Sandhu, Claire Nguyen

**Year 2** Aaliya Faulkner-Dhiman, Soane Kama, Gabriel Garas, Christine Bandi

**Year 3** Tatum Leusden, Abhinav Vadlamudi, Mridun Arun, Tilly Zhu

**Year 4** Lachlan Osborne, Oscar King, Edward Zhuang, Darsan Sayanthan

**Year 5** Zachary Nohra, Christina La Guidara, Kavash Kandpal, Eshaan Shivanandagouda Karigoudar

**Year 6** Ada Feliciak, Sophia Pearce, Dylan Cortis, Jamie Hallett



### **TERM 1 Week 11 2022 MERIT AWARDS**

**Kindergarten** Lucas Li, Hrehaan Patoliya, Genevieve Bachtar, Aviraj Singh

**Year 1** Kosta Klavdiou, Shannon Adhikari, George Joannou, Shivang Prasad

**Year 2** Jacob Spadaro, Liam Thapa, Aiden Rodriguez, Ariana Nepal

**Year 3** Sebastian Lamprou, Lourdes Sadipoor, Aayra Rana, Miyah Awkar

**Year 4** Tate Roughly, Tyson Mowbray

**Year 5** Amelia Laus, Ava Novak, Ivy Guo, Amber Patel

**Year 6** Kara Whybin, Rushil George, Dylan Cortis, Charlotte Byrne

### **TERM 2 Week 1 2022 MERIT AWARDS**

**Kindergarten** Savir Deo, Elijah Naim, Jay Patke, Summer Dauda, Harrison North

**Year 1** Zara Hili, Amaya Chand, Matthew Stevens, Audrey Walter

**Year 2** Gerard Sleiman, Sophia Hlentzos, Tyrone Dauda, Sabrina Hakim

**Year 3** Ben Spadaro, Jude Feliciak, Scarlett Bong, Lillian Chebat

**Year 4** Vivaan Marikanti, Indie-Rose Scanlan, Lachlan Andrew, Anish Parasnis

**Year 5** Jonathan Awkar, Jot Minhas, Lachlan Greentree-Davis, Amber Patel

**Year 6** Nathan Bayeh, Sophie Shaw, Danielle Katafono, Riley Dobbie



# ***Tell Them From Me (TTFM) Partners in Learning Survey***



In the coming weeks we will be inviting our students, teachers and parents to provide feedback on their experience of our school using an online survey. The surveys are an important part of our whole school evaluation and planning process.

From **Monday, 30 May to Friday, 1 July**, we invite you to complete the *Tell Them From Me (TTFM) Partners in Learning* survey. As we value the role of parents and carers within our school community we would greatly appreciate your feedback. The information you provide will be used to maintain our commitment to working together in partnership to further improve student learning and wellbeing at *Our Lady of Lourdes*.

The survey is anonymous and will take approximately 20 minutes to complete. You are able to access the parent survey (20 different languages available) on your computer or mobile device by using the link that will be provided to you in the weeks ahead.

**Parents will shortly receive a note explaining the participation of students in this survey.**



**Oakhill College is having our annual Gala Day on  
Saturday 14<sup>th</sup> May**

**Join us for rides, sports, stalls and so much more**

**Tickets are on sale for our Raffle with \$30,000 worth of prizes  
including a brand new Hyundai i30.**

**Visit: [www.oakhill.nsw.edu.au/community/parents-and-friends](http://www.oakhill.nsw.edu.au/community/parents-and-friends)**

**Tickets \$10 each**  
scan QR code to  
purchase



## OUR LADY OF LOURDES SEVEN HILLS

### School Uniform

**The official day for changing to winter uniform is Monday, 9th May** (Week 3 Term 2). From this day, each child will be expected to wear their full winter uniform. However, should the weather be cool before that date, children can wear their winter uniform to school. Children must wear either their full summer uniform or their full winter uniform during this time. **Please ensure that you purchase your child's winter uniform before this date.**

Children are required to wear full school uniform at all times including appropriate haircuts and limited jewelry. Parents' support is essential to ensure their child wears correct school uniform each day.

The following information and images provide clarity about school expectations upon the return of students to school in winter uniform in Term 2, 2022.

Boys hair is to be kept neat and tidy, off the collar, of consistent natural colour, of gradual even grade and all extremes of fashion are to be avoided. Some examples of "styles" that are unacceptable include: ridges, lines, undercuts, steps, bowl cuts, any excessive shaping with gel, and any shaving cuts. The school reserves the right to make rulings on the acceptability of any student hairstyles.

Girls hair is to be of consistent natural colour. Hair that is longer than shoulder length is to be tied back from the face. Hair is to be off the face and out of the eyes. Ribbons, hair slides etc, if worn should be in the uniform fabric or blue.



#### Girls Winter

- plaid tunic with plaid tab
- long sleeved peter pan collar
- classic blue blouse
- navy jacket with school crest
- navy jumper with school crest (optional)
- navy (ankle or knee high) socks or navy (opaque) tights
- black shoes (lace up/velcro)
- navy broad brim hat or cap with school crest
- navy bag with school crest

#### Boys Winter

- school classic blue long sleeve shirt with school crest
- navy (blockers) trousers
- school tie
- navy jacket with school crest
- navy jumper with school crest (optional)
- navy (ankle) socks
- black shoes (lace up/velcro)
- navy broad brim hat or cap with school crest
- navy bag with school crest

#### Girls and Boys - Sports

- navy polo shirt with classic blue trim & school crest
- navy shorts with OLOL embroidery
- navy school jacket with school crest
- navy track pants with OLOL embroidery
- white (ankle) sports socks
- predominately white sand shoes (lace up/velcro)
- navy broad brim hat or cap with school crest
- navy bag with school crest

#### Other items available...

- excursion/library bag
- scrunchies and head bands

**All items of school uniform & school bags are available through OzFashions, details of how to order the uniform are outlined below through the Qkr app and delivered to the school every Thursday during the school term.**







## Compass Parent Portal

A guide for Parents



### How do I access Compass?

Compass is accessible on any modern web browser (Internet Explorer, Firefox, Chrome, Safari) or by using the Compass iOS or Android apps (continue reading to learn more about the app including how to use it).

To access the parent portal, you can go to <https://schools.compass.education/> where you can search for our school's direct URL.

### Compass Apps

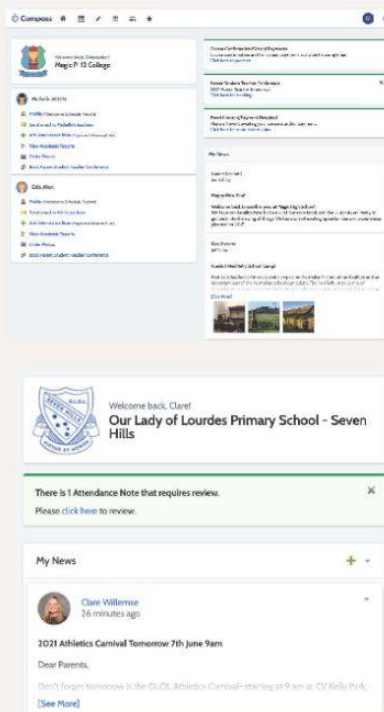
Using the app you can:

- View the school news feed
- Receive messages from the school
- View your child's timetable and the school calendar
- View Learning Tasks
- Add Attendance Notes
- View academic reports



### The Compass home screen

The home screen provides you with relevant alerts and news, as well as quick access to your child's profile.



#### School Calendar

- Link to school events

#### Your Children

- To access more information click on the relevant quick link or select Profile to access detailed information about your child.

#### Main Menu

- Allows you to access other Compass and school resources. The Tools icon allows you to update your contact details and change your password.

#### News

- Recent school news items and information relevant to you. This may include newsletters, details of upcoming events.

#### Alerts

- Custom notifications for items that require your action or attention. These may include excursion notifications, ordering options for school photos, absence notifications, survey, and student report availability.

## Entering an Attendance Note

1. From the Compass home screen (or from your student's profile), click the Add Attendance Note item.

2. From the pop-up window:
  - Select the reason
  - Enter a brief description of the absence
  - Select the start and finish time
  - Click the 'Save' button

Where possible, attendance notes should be entered prior to the absence/lateness occurring.



## SMS Link

If your child is marked as absent without prior approval you will receive a message containing a link. When you follow the link, you will have the opportunity to explain the absence.

The link will expire after you have clicked it, meaning that it cannot be used to explain unapproved absences in the future. Instead, you will receive another message containing a new link, allowing you to repeat the process.

## Viewing Academic Reports

1. From the home screen, click on the 'View Academic Reports' item or navigate to the 'Student Profile' and click the 'Reports' tab.

2. A list of 'Academic Reports' will be displayed. Click the report title to download the PDF.

Reporting Cycle	School
2020 - Semester Two Magic P-12 College	Magic P-12 College
2020 - Semester One Magic P-12 College	Magic P-12 College
2019 - Semester Two Magic P-12 College	Magic P-12 College
2019 - Semester One Magic P-12 College	Magic P-12 College

## Privacy and Security



When you use Compass you will notice a padlock appears in your browser's address bar on the left.

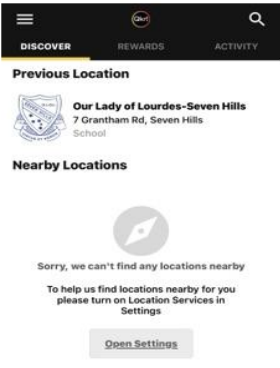
This is because Compass uses a technology called TLS (Transport Layer Security). This means that your Compass session is encrypted and secure. Further, Compass adheres to PCI DSS compliance obligations to ensure any credit card details are managed safely, consistent with industry credit card regulations.

We are committed to the privacy of your information.

For any other Compass questions please contact the school office on  
Ph: (02) 8869 6800 or E-mail: [ololshills@parra.catholic.edu.au](mailto:ololshills@parra.catholic.edu.au)

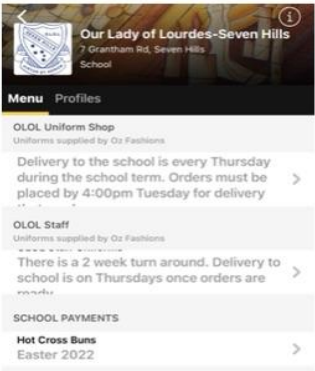


Please update your child's profile on the Qkr App, follow the instructions below, this will ensure that meal deals, uniforms and payments go to the correct grade. Thank you.

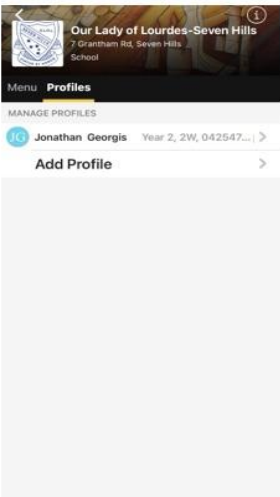


How to update your child's profile on the QKR APP.

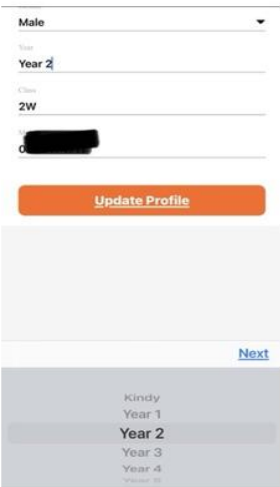
Step 1 .. choose Our lady of Lourdes as your location.



Step 2 .. select profiles (located in the top section next to menu)



Step 3... choose one child at a time.  
In this case I would click on Jonathan.



Step 4...click on year and select your child's year from the dropdown choices. Then do the same with the class. Finally select update profile to confirm your selection.



This is very important to ensure that your child's meal deals go to the correct classroom. It's also important for uniforms and other payments.

Thank you

# UNIFORM ORDERS

The official date for winter uniform is Monday, 9th May. Uniform orders placed on Tuesday will be delivered to the school on Thursday and sent home with your child.

All uniform orders are placed on the 'QKR' app. If you have any questions in relation to school uniforms please contact Elle from Oz Fashions on 0421 216 414.


 **masterpass**

For quicker, hassle-free school payments, try Qkr! today

Introducing Qkr! (pronounced 'quicker') by Mastercard, the secure and easy way to order and pay for school items from your phone at a time and place that suits you.



With Qkr you can:

- Pay for a variety of school items;
- See your receipts on the app and get them sent by email if required.



Getting started is easy - try it yourself today

**Step 1 Download Qkr!**  
on your Android phone or iPhone. iPad users can download iPhone app



**Step 2 Register**  
Select your Country of Residence as 'Australia' and follow the steps to register

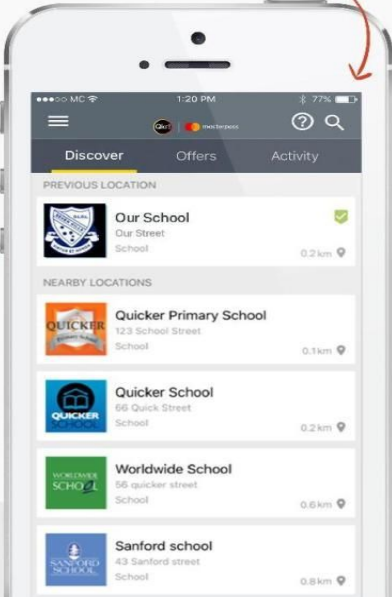
**Step 3 Find our school**  
Our school will appear in 'Nearby Locations' if you're within 10kms of the school, or search for our school by name.

**Step 4 Register your children**  
When first accessing our school you will be prompted to add a student profile for your child. This allows you to make orders and payments for them.

If you have made a purchase you can select our school from 'Previous Location'

If you're within 10 kms of the school, you can select our school from 'Nearby Locations'

Search for our school name





## Add your children's details in Student Profiles

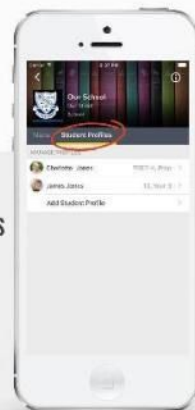
Select  
'Add student profile'



Add each  
child's details



Manage each  
child's details in  
Student Profiles



## Purchase school items

Select a menu  
from our school



Select child  
you are  
ordering for



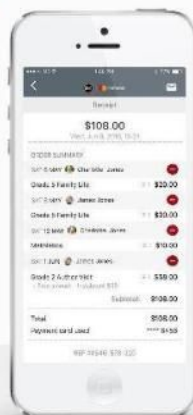
Select your items



Tap 'Checkout'  
then confirm and pay

## Making payments

Add up to 5 cards to your wallet



At checkout select which card to  
pay with.

Pay with any cards accepted  
by the school.

Once your payment is approved you  
can continue to the home page, or  
view your receipt.

Please refer to the size chart when ordering uniforms

## **Our Lady of the Lourdes Seven Hills**

### **Uniform Size Chart**

*Please use the below charts as a guide for the approximate sizing of uniform items.*

<b><u>Boys Short Sleeve Shirt</u></b>							
<b>Description</b>	<b>Size</b>						
	<b>4</b>	<b>6</b>	<b>8</b>	<b>10</b>	<b>12</b>	<b>14</b>	<b>16</b>
<b>½ Chest</b>	39	42	44	48	51	54	57
<b>Body Length</b>	49	54	59	61	64	68	71

<b><u>Boys Shorts</u></b>							
<b>Description</b>	<b>Size</b>						
	<b>4</b>	<b>6</b>	<b>8</b>	<b>10</b>	<b>12</b>	<b>14</b>	<b>16</b>
<b>½ Waist</b>	22	24	26	28	30	32	34
<b>Length</b>	36	38	40	43	45	47	49

<b><u>Boys Long Sleeve Shirt</u></b>							
<b>Description</b>	<b>Size</b>						
	<b>4</b>	<b>6</b>	<b>8</b>	<b>10</b>	<b>12</b>	<b>14</b>	<b>16</b>
<b>½ Chest</b>	38	40.5	43.5	46.5	49.5	52.5	55.5
<b>Body Length</b>	52	57	62	66	71	77	81

<b><u>Boys Pants</u></b>							
<b>Description</b>	<b>Size</b>						
	<b>4</b>	<b>6</b>	<b>8</b>	<b>10</b>	<b>12</b>	<b>14</b>	<b>16</b>
<b>½ Waist</b>	24	26	28	30	32	34	36
<b>Length</b>	71	77	83	88	95	100	105

*All measurements are in cms and may differ 1-2cm*

**For all items please lay them flat and measure on a flat surface.**

**Chest measurement** is taken from underarm to underarm.

**Body length** is taken from the centre back to the bottom of the hem (under collar).

**Waist Measurement** is taken from left to right side of waist band.

**Length Measurement** is taken from top of elastic waist to bottom of the hem.



# **Our Lady of the Lourdes Seven Hills**

## **Uniform Size Chart**

*Please use the below charts as a guide for the approximate sizing of uniform items.*

<b><u>Girls Summer Dress</u></b>							
<b>Description</b>	<b>Size</b>						
	<b>4</b>	<b>6</b>	<b>8</b>	<b>10</b>	<b>12</b>	<b>14</b>	<b>16</b>
½ Chest	39	40	41	44	47	50	53
Body Length	64	67.5	71	77.5	82.5	87	92

<b><u>Girls Winter Tunic</u></b>							
<b>Description</b>	<b>Size</b>						
	<b>4</b>	<b>6</b>	<b>8</b>	<b>10</b>	<b>12</b>	<b>14</b>	<b>16</b>
½ Chest	38.5	39.5	40.5	43.5	46.5	49.5	52.5
Body Length	60.5	64	67.5	74	76	84	88.5

<b><u>Girls Long Sleeve Blouse</u></b>							
<b>Description</b>	<b>Size</b>						
	<b>4</b>	<b>6</b>	<b>8</b>	<b>10</b>	<b>12</b>	<b>14</b>	<b>16</b>
½ Chest	37.5	39	41	45	48	50.5	53.5
Body Length	51	53	54.5	58	61	63.5	66.5

<b><u>Poly Cotton Jumper</u></b>							
<b>Description</b>	<b>Size</b>						
	<b>4</b>	<b>6</b>	<b>8</b>	<b>10</b>	<b>12</b>	<b>14</b>	<b>16</b>
½ Chest	36	39	42	45	48	51	54
Body Length	46	46	48	54	57	61	61

*All measurements are in cms and may differ 1-2cm*

**For all items please lay them flat and measure on a flat surface.**

**Chest measurement** is taken from underarm to underarm.

**Body length** is taken from the centre back to the bottom of the hem (under collar).

**Waist Measurement** is taken from left to right side of waist band.

**Length Measurement** is taken from top of elastic waist to bottom of the hem.

# **Our Lady of the Lourdes Seven Hills**

## **Uniform Size Chart**

*Please use the below charts as a guide for the approximate sizing of uniform items.*

<b><u>Short Sleeve Polo</u></b>							
<b>Description</b>	<b>Size</b>						
	<b>4</b>	<b>6</b>	<b>8</b>	<b>10</b>	<b>12</b>	<b>14</b>	<b>16</b>
<b>½ Chest</b>	34	37	39	42.5	45	47	50
<b>Body Length</b>	49	52	55	58	61	64	67

<b><u>Sport Shorts</u></b>							
<b>Description</b>	<b>Size</b>						
	<b>4</b>	<b>6</b>	<b>8</b>	<b>10</b>	<b>12</b>	<b>14</b>	<b>16</b>
<b>½ Waist</b>	24	26	28	30	32	34	36
<b>Length</b>	32	34	36	38	40	41	42

<b><u>Sport Jacket</u></b>							
<b>Description</b>	<b>Size</b>						
	<b>4</b>	<b>6</b>	<b>8</b>	<b>10</b>	<b>12</b>	<b>14</b>	<b>16</b>
<b>½ Chest</b>	42	44	46	48	50	52.5	55
<b>Body Length</b>	53	55	57	59	61	63	65

<b><u>Sport Pant</u></b>							
<b>Description</b>	<b>Size</b>						
	<b>4</b>	<b>6</b>	<b>8</b>	<b>10</b>	<b>12</b>	<b>14</b>	<b>16</b>
<b>½ Waist</b>	23	25	27	29	31	33	35
<b>Length</b>	67	72.5	79	85.5	92	97	102

*All measurements are in cms and may differ 1-2cm*

**For all items please lay them flat and measure on a flat surface.**

**Chest measurement** is taken from underarm to underarm.

**Body length** is taken from the centre back to the bottom of the hem (under collar).

**Waist Measurement** is taken from left to right side of waist band.

**Length Measurement** is taken from top of elastic waist to bottom of the hem.