




Parish Priest: Father Henry Duc
Phone: 9622 2960

OOSH: Ben Irmisch
Phone: 9676 7293



Newsletter Term 1 Week 8, 2022.

16th MARCH, 2022

FUTURE DATES

Friday, 25th March - Cross
Country held at school -
note sent home today

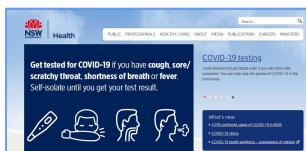
Monday, 28th March
9am - Parents as
Educators

Tuesday, 29th March
5pm - Parents as
Educators

Friday, 8th April
Last Day of Term 1

Tuesday, 26th April
First Day of Term 2

**As term 2 approaches
please consider
ordering your child's
winter uniform via QKR
app, the last day for
delivery in Term 1 will be
Thursday, 7th April.**



**Click here to
view a 360°
Virtual Tour of
OLOL**

**Stay informed: Link
to NSW Health**

Principal's Message



Dear Families of Our Lady of Lourdes,

Charity is love. By practising charity, we love God above all things and our neighbour as ourselves for love of God. The virtue of charity helps us not only perform good acts, but to give our best selves.

During Lent as a community we have been asked to support two appeals as a sign of our love and charity.

The children last week participated in the initiative 'A Shoe In' to support Project Compassion. This initiative called us to walk in the shoes of others to raise awareness and funds for people who do not have easy access to clean water, food and basic sanitation. We have been asked to 'put our compassion into action' and we appreciate your support in raising much needed funds and awareness for this important cause. This appeal will remain open throughout Lent.

As a Diocese we have also been called to support the many families that have been devastated by floods in recent weeks. As a school we will participate in a mufti day this Friday 18th March to raise funds for the St Vincent de Paul Flood Appeal. Families are able to make a donation online between 18th March and 25th March 2022.

Through these two appeals the children will have had learning experiences to raise their awareness of caring for others. We need to teach and model to our children the importance of raising money for charity, working for the good causes of others, and caring about those less fortunate.

If as a family you are able to contribute to the Project Compassion and/or the St Vincent De Paul Flood Appeal I encourage you to talk with your children about living generously in the support of others. When we give charity well we are expressing love for our brothers and sisters.

**God Bless,
Keiran Byrnes**

HELPFUL WEBSITE LINKS:



**Click on the image
above to see our
OLOL Seven Hills
Facebook Page for
the latest photos and
updates. Like and
Follow!
Or visit our school
website below:**



Enrolments for 2023

**The school is accepting
applications for enrolment.
Enrolment applications are
available online on the
school website or collection
at the School Office.**

**If you have any relatives or
friends considering
enrolling their child at OLOL
in 2023 encourage them to
submit their enrolment
application. We have
limited spaces available in
2022. If you are an existing
family with a younger child
ready for school in 2023 it
is important that you
submit your application.
For further enquiries
contact Beth or Shyamala in
the school office on 8869
6800.**

OUR LADY OF LOURDES PRIMARY



7 Grantham Road, Seven Hills
T 8869 6800
www.ololshills.catholic.edu.au



Scan QR code to register
your interest

Enrolling Now for Kindy 2023

Out and About

This week we celebrated Catholic Schools Week. It was wonderful to see so many parents joining with us for our special online liturgy and onsite activity parade. It seemed that an enjoyable time was had by all!

It was also a great opportunity to celebrate all that is special about Our Lady of Lourdes.

In addition, as a part of Catholic School Week we held two open evening sessions, one last Monday evening and the other on Wednesday evening. Both of the sessions were well attended with over 30 prospective families taking the opportunity to come and learn more about our school, boding well for our 2022 Kindergarten enrolments. A special thank you to our Year 1 parents Mrs Steele and Mrs Wright who welcomed our prospective parents to our school. They were wonderful ambassadors for our school community. Thank you also to all of our teachers and students who ensured that their wonderful work was on display for our wider community to see. A great example of our community working together.

Margaret Ferguson - Assistant Principal

NAPLAN ONLINE

Commencing on the 10th of May this year all students in Years 3, 5, 7 & 9 in NSW schools will complete NAPLAN Online.

Next week our Year 3 and Year 5 students will participate in an online practice test so that they have experience of the online test under test conditions.

A fact sheet produced by NESA is included in this newsletter below. A link to an ACARA fact sheet is also provided below along with the link to the NAPLAN Online public demonstration site.

These resources provides extensive information around NAPLAN Online

[NAPLAN Online information for Parents and Carers](#)

[NAPLAN Online Public Demonstration Site](#)

If you have any questions or concerns please don't hesitate to contact your child's class teacher or myself. Margaret Ferguson - NAPLAN Coordinator

NAPLAN – information for parents and carers



2022

Why do students do NAPLAN?

NAPLAN is a national literacy and numeracy assessment that students in Years 3, 5, 7 and 9 sit in May each year. It is the only national assessment all Australian students do.

As students progress through their school years, it's important to check how well they are learning the essential skills of reading, writing and numeracy.

NAPLAN assesses the literacy and numeracy skills that students are learning through the school curriculum and allows parents/carers to see how their child is progressing against national standards and over time.

NAPLAN is just one aspect of a school's assessment and reporting process. It doesn't replace ongoing assessments made by teachers about student performance, but it can provide teachers with additional information about students' progress.

NAPLAN also provides schools, education authorities and governments with information about how education programs are working and whether young Australians are achieving important educational outcomes in literacy and numeracy.

Your child will do the NAPLAN tests online

Schools are transitioning from paper-based to computer-based assessments. Most schools will complete NAPLAN tests online in 2022. All Year 3 students will continue to complete the writing assessment on paper.

Online NAPLAN tests provide more precise results and are more engaging for students. One of the main benefits is tailored (or adaptive) testing, where the test presents questions which may be more or less difficult depending on a student's responses.

Tailored testing allows a wider range of student abilities to be assessed and measures student achievement more precisely. A student's overall NAPLAN result is based on both the number and complexity of questions they answer correctly. Your child should not be concerned if they find questions challenging; they may be taking a more complex test pathway.

What does NAPLAN assess?

NAPLAN assesses literacy and numeracy skills that students are learning through their regular school curriculum.

Students sit assessments in writing, reading, conventions of language (spelling, grammar and punctuation) and numeracy. Questions assess content linked to the Australian Curriculum: English and Mathematics.

All government and non-government education authorities have contributed to the development of NAPLAN test materials.

To find out more about NAPLAN, visit nap.edu.au

Participation in NAPLAN

NAPLAN is for everyone. ACARA supports inclusive testing so all students can participate in the national assessment program.

Adjustments are available for students with disability who have diverse functional abilities and needs.

Schools should work with parents/carers and students to identify, on a case-by-case basis, reasonable adjustments required for individual students with disability to access NAPLAN. Adjustments should reflect the support normally provided for classroom assessments.

To help inform these decisions, you may consult the [NAPLAN public demonstration site](#), the [Guide for schools to assist students with disability to access NAPLAN](#), or our [series of videos](#) where parents/carers, teachers and students share their experience of using NAPLAN adjustments.

In exceptional circumstances, a student with a disability that severely limits their capacity to participate in the assessment, or a student who has recently arrived in Australia and has a non-English speaking background, may be granted a formal exemption.

Your school principal and your local test administration authority can give you more information on adjustments for students with disability or the process required to gain a formal exemption.

What if my child is absent from school on NAPLAN days?

Where possible, schools may arrange for individual students who are absent at the time of testing to complete missed tests at another time during the school's test schedule.

What can I do to support my child?

Students are not expected to study for NAPLAN.

You can support your child by reassuring them that NAPLAN is a part of their school program and reminding them to simply do their best.

ACARA does not recommend excessive preparation for NAPLAN or the use of services by coaching providers.

Some familiarisation and explanation of NAPLAN is useful to help students understand and be comfortable with the format of the tests. Teachers will ensure students are familiar with the types of questions in the tests and will provide appropriate support and guidance.

See the types of questions and tools available in the online NAPLAN assessments at nap.edu.au/online-assessment/public-demonstration-site

NAPLAN timetable

The NAPLAN online test window is nine days. This is to accommodate schools that may have fewer devices.

The NAPLAN online test window starts on Tuesday 10 May and finishes on Friday 20 May 2022. Tests must be scheduled as soon as possible within the testing window, prioritising the first week.

Online NAPLAN test scheduling requirements are detailed in the table below.

How is my child's performance reported?

Individual student performance is shown on a national achievement scale for each assessment. A result at the national minimum standard indicates that the student has demonstrated the basic literacy and numeracy skills needed to participate fully in that year level.

A NAPLAN individual student report will be provided by your child's school later in the year. If you do not receive a report, you should contact your child's school.

How are NAPLAN results used?

- Students and parents/carers may use individual results to discuss progress with teachers.
- Teachers use results to help identify students who need greater challenges or extra support.
- Schools use results to identify strengths and areas of need to improve teaching programs, and to set goals in literacy and numeracy.
- School systems use results to review programs and support offered to schools.
- The community can see information about the performance of schools over time at myschool.edu.au

Where can I get more information?

For more information about NAPLAN:

- contact your child's school
- contact your local test administration authority at nap.edu.au/TAA
- visit nap.edu.au

To learn how ACARA handles personal information for NAPLAN, visit nap.edu.au/naplan/privacy

Test	Scheduling requirements	Duration	Test description
Writing	<ul style="list-style-type: none">• Year 3 students do the writing test on paper (on day 1 only)• Year 5 writing must start on day 1 (schools must prioritise completion of writing across days 1 and 2 only)• Years 7 and 9 writing must start on day 2 (schools must prioritise completion of writing across days 2 and 3 only)	Year 3: 40 min. Year 5: 42 min. Year 7: 42 min. Year 9: 42 min.	Students are provided with a 'writing stimulus' (sometimes called a 'prompt' – an idea or topic) and asked to write a response in a particular genre (narrative or persuasive writing)
Reading	<ul style="list-style-type: none">• To ensure online schools are able to complete NAPLAN tests within the nine-day testing window, Year 7 and 9 students can start with reading on day 1; however, writing must start on day 2• To be completed before the conventions of language test	Year 3: 45 min. Year 5: 50 min. Year 7: 65 min. Year 9: 65 min.	Students read a range of informative, imaginative and persuasive texts and then answer related questions
Conventions of language	<ul style="list-style-type: none">• To be completed after the reading test	Year 3: 45 min. Year 5: 45 min. Year 7: 45 min. Year 9: 45 min.	Assesses spelling, grammar and punctuation
Numeracy	<ul style="list-style-type: none">• To be completed after the conventions of language test	Year 3: 45 min. Year 5: 50 min. Year 7: 65 min. Year 9: 65 min.	Assesses number and algebra, measurement and geometry, and statistics and probability



Our Lady of Lourdes will join with all schools in our Diocese to respond to the devastating floods impacting the Northern Rivers and areas of Sydney. On **Friday 18th March we will hold a mufti day and ask for donations online to the St Vincent de Paul Society NSW emergency flood appeal** to assist residents with their immediate needs as well as longer-term recovery.

Many families in our local school communities have been significantly impacted by the floods of the past two weeks. The situation has also been heartbreaking for families in other regions. In the Diocese of Lismore, it is estimated that up to 2,000 homes and businesses have been lost. “Families have had their lives upended and homes have been destroyed as a result of this crisis,” said Jack de Groot, Vinnies NSW CEO.

On the mufti day children are able to wear neat casual dress suitable for school and play. This includes wearing closed in shoes such as joggers. The children will also be involved in age appropriate learning experiences to help them understand the impact the floods have had on so many.

We are asking those who can to donate to the appeal so that St Vincent de Paul can supply those hardest hit with the assistance they need to rebuild their lives. Donations can be made directly through the Our Lady of Lourdes Flood Fundraising page by using this link:

<https://my.fundraise.vinniesnsw.org.au/fundraise-your-way/our-lady-of-lourdes-flood-fundraiser>

OR

By scanning the QR code above.

All donations will go towards assisting people and communities impacted by the floods.

RE NEWS - PROJECT COMPASSION DAY @ OLOL

On Friday the 11th March, Our Lady of Lourdes had our Project Compassion Fundraising event 'A Shoe In'.

The students learnt about children their age who do not have shoes, and need to walk over 10 kilometres each day to collect water for their families. The students then found the oldest shoe in their household, they wrote about the history of their shoes and drew an amazing picture of them. These artworks were paraded around the school to help raise awareness and funds for these people in need.

It was great to see all the students getting involved, and have parents come and join the event.

So far we have raised a massive \$460.00!

Thank you to everyone who participated in the event and a huge thanks to those who have donated.

The site closes at the end of Lent on the 17th April. If you would still like to donate and support this worthy cause, please click the following link or scan the QR code below.

Kind Regards,

Miss Brownlow, Mrs Messina, Mrs Armstrong and Mrs Moujalli



RE NEWS - PROJECT COMPASSION DAY @ OLOL



Caritas K's - Cycle to End Poverty In Inspiring Story

A ride to help break the cycle of poverty

Inspired by a story of resilience, Kirsty Robertson, CEO of Caritas Australia, and daughter of Cheryl who taught at OLOL, with Richard Landels, Advancement Director, are cycling from Sydney to Melbourne to help break the cycle of poverty.

With a blessing from Bishop Vincent Long, Kirsty and Richard will be departing Sydney on Saturday, 23 April to take on the challenge of cycling over 900km in 9 days.

They will meet with local schools and parish communities along the way before finishing at St Patrick's Cathedral in Melbourne.

The story of resilience that sparked this challenge

Biru lives with his family in rural India. As a child, he contracted polio and lost full mobility in one of his legs. As a person living with a disability in a remote area, he faced the prospect of a life of discrimination and poverty.

Through the generosity of Caritas Australia's supporters, Biru was able to access an entrepreneurship and livelihoods training program, run by our partner, Caritas India. Through this program, he gained the support and skills he needed to establish his own bicycle repair business.

Now, he is financially independent and a respected member of his community, working as a bicycle and motorcycle mechanic to keep his neighbours and friends safe on the road.

Pedal to the metal to raise vital funds

Kirsty and Richard's ride will cross over difficult and challenging terrain to put their minds and bodies to the test as they fundraise for vulnerable communities.

"I have had the privilege of witnessing some amazing stories of resilience in my role as CEO of Caritas Australia. This year's Project Compassion featured a story that truly touched me – Biru, a man living with a disability in a remote part of India, who started his own bicycle and motorcycle repair business despite overwhelming challenges," says Kirsty.

Inspired by Biru and his triumph over adversity, Richard decided to take on this personal challenge. *"Hearing Biru's story made me want to do something uncomfortable and push myself to try to connect with the struggles so many people face and help raise funds for vulnerable communities."*

<https://www.caritas.org.au/cycle-to-end-poverty/>





2022 Our Lady of Lourdes School Cross Country

Today parents were sent a note about our annual school Cross Country carnival that will be held on Friday, 25th of March. For the day to run successfully we need a number of parent volunteers. If you are able to assist on the day and have completed the Parents as Educators course either this year or last year, and you can provide proof of your double COVID-19 vaccination status to meet vaccination requirements for volunteers, please return the note to Miss Cavagnino as soon as possible.

The children have been preparing for the carnival during class and PE lessons with Miss Cavagnino. It is important that all students participate in the race to the best of their ability. We look forward to a great carnival full of fun and school spirit.

Cyberbullying and online drama - webinar for parents and carers

This webinar will provide parents and carers with the tools to support young people to have safe and respectful online relationships. It will also offer advice about what to do when things go wrong.

It is designed for parents and carers of young people aged 11 to 18 years old.

Session:

- Wednesday 23 March at 7:30pm to 8:30pm

Follow this [link](#) to register.



Parent and carer webinars


2022

Join eSafety's expert education and training team for a FREE live webinar.

Cyberbullying and online drama.

This webinar will give parents and carers the tools to support young people to have safe and respectful online relationships. Our team will provide advice about how to deal with online bullying and help to manage harmful online behaviours.

It is designed for parents and carers of young people aged 11 to 18 years old.



Register now: esafety.gov.au/parents/webinars

Parents as Educators

As Covid restrictions have been easing and we are gradually able to have visitors and volunteers back on the school site, we are offering the Parents as Educators Course to all parents who would like to help in the classrooms or just help their child out at home. The course is designed to make you feel confident assisting your child/ren at home and/or in the classroom and to ensure common language is being used by teachers and parents. The course includes child protection training including the online child protection course.

It is compulsory for parents to attend one of these sessions every two years before they are able to assist in the school in any way. This means that every parent who helps in the classroom or library, or helps with excursions, sports carnivals, meal deals, cake stalls, fundraising activities, or in any way at all where contact with the children is involved, needs to complete the Parents as Educators course at the school and not just the online child protection component. **Therefore if you intend on volunteering in any way at school, you will need to attend this course.**

Current health and Catholic Schools NSW guidelines require that all volunteers on school sites must meet double vaccination requirements.

Listed below are the Parents as Educator sessions available.

Next week we will send home a link to the course via compass.

Date: Monday 28 March, 2022 Venue: Library Time: 9:00 am – 10:00 am	Date: Tuesday 29 March, 2022 Venue: Library Time: 5:00pm – 6:00 pm
Topics: Learning at OLOL Attendance Helping your child with reading at home School and teacher expectations Child Protection Legislation and online training Privacy	



MEDICATION POLICY

Parents are responsible for:

Obtaining the relevant medication forms from the school and arranging for their completion and return

- Providing the medication in the original labeled container to the nominated staff member
- Ensuring the medication is not out of date and has an original pharmacy label with the student's name, dosage and time to be taken
- Providing a request by parents and written instructions from a medical practitioner for medication that is not obtained on prescription, indicating:
 - Name of student
 - Condition for which the medication is required
 - Guidelines for administration



Uniforms

Uniforms online -

Parents are able to order uniforms using the Qkr! app. All uniforms delivered to school each Thursday will then be sent home via your child.

Please contact the office if you are picking up your child's uniform to ensure it has been delivered to the school.



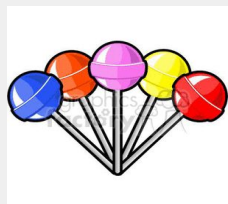
STUDENTS ARE TO WEAR THEIR SPORTS UNIFORM ON THE FOLLOWING DAYS FOR TERM 1

KINDERGARTEN

YEAR 1
YEAR 2
YEAR 3
YEAR 4
YEAR 5
YEAR 6

TUESDAY, THURSDAY

WEDNESDAY
WEDNESDAY
WEDNESDAY
TUESDAY
TUESDAY & THURSDAY
TUESDAY & THURSDAY



BIRTHDAY CELEBRATIONS AT SCHOOL

Children wishing to share a birthday treat with their friends are encouraged bring in either wrapped lollipops or a small packet of chips. These can be distributed easily with minimal contact.

Water Bottles

Reminder to all parents to continue to send their children to school with water bottles.

Under the current COVID 19 guidelines school bubblers have been turned off so children need to bring their own water.

Thank you for your support

STUDENT EXTENDED LEAVE

Family holidays and travel outside of school holiday period will be considered individually based on your child's attendance. If the leave is more than 5 days you are required to complete an application for Extended Leave for travel of 5 or more days. This form can be downloaded from the school website or is available at the school office.

SCHOOL FEES

Term 1, 2022 Statement of Accounts have been sent out to most families. Please be advised that there was a delay in sending accounts out to new families, we apologise for any inconvenience.

If you have not received a statement by the end of this week or wish to discuss a payment arrangement plan, please contact Shyamala on 8869 6800 during Office Hours.

The due date for Term 1 fees is 16th March, 2022.


Thank you for your support with this matter.

Premier's Reading Challenge

Each year as a school community we participate in the Premier's Reading Challenge. This challenge encourages students to read, or have read to them, quality books during the challenge period. Students who successfully read the agreed number of books receive a challenge certificate at the end of the year. Students who successfully complete the challenge for 4 successive years receive a gold certificate, students who complete the challenge for 7 consecutive years receive a platinum certificate. Each student receives an individual log in to register the books they have read. These are registered online at the Premier's Reading Challenge website. The school then validates these records in order for the student to receive their certificate.

The challenge officially commenced on Monday, February 28th and concludes on Friday August 19th. Logon details for all students including our Kindergarten students will be sent home today.

Students who participated last year are able to log on using their previous log in details. If you have any questions in relation to the challenge please contact Mrs Cividin





Congratulations to students who received Gold and FIA Awards

Kinder Genevieve Bachtiar, Gurleen Insan, Isabella Dein, Dorothy Steele,
Year 1 Amaya Chand, Leo Chiapazzo, Eden LeCornu-Star, Aisha Khandokar
Year 2 Sashvi Thanugundla, Sashvi Thanugundla, Peter Palmiotto,
Year 3 Oscar Laskowski, Miyah Awkar, Ryan Bandi, Nataliya Abdel-Ahad
Year 4 Kyra Prajapati, Veer Manjrekar, Abel Mathew, Isaac Abdel-Ahad
Year 5 Ava Nowak, Bianca Fiorenza, Ivy Guo, Luke Butylewicz
Year 6 Emma Skinner, DeAsia Fatafehi, Shaan Patel, Nathan Bayeh



TERM 1 2022 MERIT AWARDS

Kindergarten Dante Cassaniti, Sai Arumilli, Wendy Safiti, Alex Tsakonas, Cassandra Franco, Xavier Sadipoor Aathmika Subaraj, Aran Sriram
Year 1 Shiv Nagpal, Apadiet Ruei, Nathan Wrigley, Cassandra Smith, Arjun Avireni, Aarit Shah, Chloe Rodrigues, Annabelle Lo
Year 2 Alina Monteiro, Kay Wang, Sebastian Batache, Ellie Kluge, Madison Stanley, Gabrielle Garas, Evelyn Zaw, Jeremy Davis, Tahlarra Rowe, Alina Monteiro, Kay Wang Sebastian Batache
Year 3 Joshua Blackshaw, Loritta Li, Kiyana Cassaniti, Eva Maria Klavdiou, Charlize McLoynes Rafael Williams, Achia Meyan, Matthew Luar
Year 4 Anish Parasnis, James Touma, Vivaan Marikanti, Sukhleen Insan, Tatjana Paku, Edward Zhuang, Lachlan Somauroo, Charbel Abou Yaghi
Year 5 Zachary Nohra, Zahra Hallett, Lucas Watts, Vicky Su, Christina La Guidara, Charlotte Martin Johnathan Sant, Kavash Kandpal
Year 6 Jamie Hallett, Ashton McLoynes, Ashley Lo, Aaron Shrestha, Ben Albion, Chris Yata, Sleiman Awkar, Sergio Sulaiman

Canberra

Stage 3 arrived at school at 6:00am, departing at 6:30am. Everyone was excited and ready to have fun in Canberra, talking so much that almost nobody noticed that we had arrived in Canberra. During the trip we drove past Lake George, learning that a military team trained there. The first stop was the Mount Ainslie lookout, seeing the beautiful view of the national triangle.

The second stop was regatta point, learning how Canberra became Australia's capital. The parliament hosted a world wide competition, needing the best design for Canberra. After the competition the two winners were Walter Griffin and his wife. Our Third Stop was the national Museum learning about the Indigenous and how they lived.

The Fourth and final stop of day 1 was Geoscience Australia, where we learnt about how earthquakes are made and tracked. After, we had a challenging task, we had to look for certain minerals and we even got to touch a rock from the moon! After we went to our Cabins, Gold Creek Resort.

It was day 2 and we had to wake up at 6:00am and we started our day. We were on our way to the Royal Australian Mint. The Royal Australian mint taught us about the first Australian coin and the first Australian currency. It started with a boat sinking in Australian waters, years later the Australian mint investigated the boat and found the first Australian coin. It was considered Australian because it was found in Australian waters.

We then headed off to the Parliament House, passing the embassy tour. We arrived at the Parliament House and we were taken around, looking at the different rooms. We were told that there were more than 4,000 rooms in the Parliament House. We visited the House of Representatives and also the Senate. After that we did a reenactment of the House of Representatives.

We left the Parliament House and we had a break. After our break, we headed to the War Memorial. We went inside and saw war planes, the wall of names, the unknown soldier and 3d models of the first world war.

We went to Accommodation, had dinner and got dressed. Then we went to the AIS (Australian Institute of sports) . We were sent to a room and we did an hour of sport activities. Back to accommodation.

Day 3 Everyone was tired and ready to go back home. We Woke up at 6:00am , we were so excited. Everyone had been waiting for Questacon, the place was so amazing and had cool inventions, they even had a lighting strike room where there was a countdown, it was climatic, They had a plasma ball where ever we put our hands an electric shock hit.

We stopped outside of Questacon to have recess we played tips everyone was so happy and out of breath after recess we hopped on the bus to depart from Canberra at 11:30 am everyone was so loud and busy talking, after 2hours later we had lunch and rerouted our tracks our estimated time to school is 3:30pm everyone was so excited to be back home we arrived and got our bags Canberra was so fun.

By Antonio, Sophie and DeAsia Year 6 Students

My Favourite Venue in Canberra:

Questacon

A persuasive text written by Tyrell Crisostomo

Canberra is an amazing capital territory of Australia that has many beautiful venues and places that you can go. It can teach you many things about Canberra!

Canberra has many tourist attractions that you can go to, to have fun with family and friends.

There are many places in Canberra that you can go to for example, **The Australian mint, Questacon, Parliament house and MORE!** My favourite venue that I went to was Questacon.

I strongly recommend you to go to Questacon in Canberra because in Questacon there are 7 or 10 rooms that have different activities or different subjects you can learn about such as craft, science e.t.c. In the craft room, you can cut cups to make a specific shape to make the cup float over a fan; mine almost touched the roof! You can also make wooden artworks by using paper and paddle pop sticks. One of my friends made a sword. I urge you to go to Questacon because in Questacon it teaches you about space and heaps of different illusions and more! There are lots of interactive activities that you can control with your hand or a joystick.

Before you go to the stairs to get up to the rooms, there is a robotic human that talks to you and that can sing christmas carols.

I demand you to go to Questacon because in Questacon at the end of all the rooms there is a gift shop where you can buy stuff that could be really cool figures in your room. There is a toy called a levitator where it levitates through magnets. You can also get cool t-shirts with space logos on the front of them.



To see more photos from the Canberra Excursion Visit our Galleries on the [School Website](#) or on [Facebook](#)


[2022 Stage 3 Canberra Camp Day 1](#)

[2022 Stage 3 Canberra Camp Day 2](#)

[2022 Stage 3 Canberra Camp Day 2 Part 2](#)

[2022 Stage 3 Canberra Camp Day 3](#)

[2022 Ms Byrnes 40th Camp Teddy Adventures](#)





Compass Parent Portal

A guide for Parents



How do I access Compass?

Compass is accessible on any modern web browser (Internet Explorer, Firefox, Chrome, Safari) or by using the Compass iOS or Android apps (continue reading to learn more about the app including how to use it).

To access the parent portal, you can go to <https://schools.compass.education/> where you can search for our school's direct URL.

Compass Apps

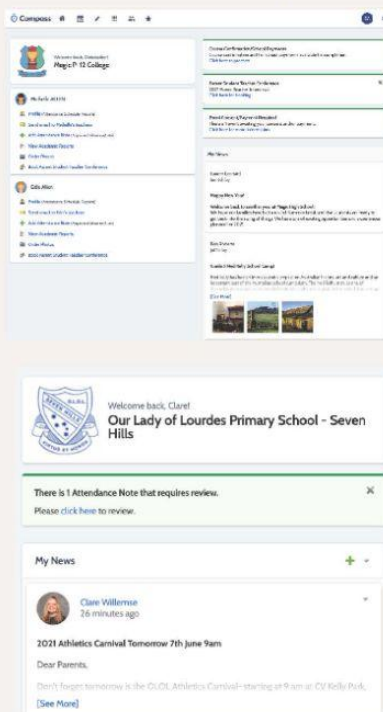
Using the app you can:

- View the school news feed
- Receive messages from the school
- View your child's timetable and the school calendar
- View Learning Tasks
- Add Attendance Notes
- View academic reports



The Compass home screen

The home screen provides you with relevant alerts and news, as well as quick access to your child's profile.



School Calendar

- Link to school events

Your Children

- To access more information click on the relevant quick link or select Profile to access detailed information about your child.

Main Menu

- Allows you to access other Compass and school resources. The Tools icon allows you to update your contact details and change your password.

News

- Recent school news items and information relevant to you. This may include newsletters, details of upcoming events.

Alerts

- Custom notifications for items that require your action or attention. These may include excursion notifications, ordering options for school photos, absence notifications, survey, and student report availability.

Entering an Attendance Note

1. From the Compass home screen (or from your student's profile), click the Add Attendance Note item.

2. From the pop-up window:
- Select the reason
 - Enter a brief description of the absence
 - Select the start and finish time
 - Click the 'Save' button

Where possible, attendance notes should be entered prior to the absence/lateness occurring.



SMS Link

If your child is marked as absent without prior approval you will receive a message containing a link. When you follow the link, you will have the opportunity to explain the absence.

The link will expire after you have clicked it, meaning that it cannot be used to explain unapproved absences in the future. Instead, you will receive another message containing a new link, allowing you to repeat the process.

Viewing Academic Reports

1. From the home screen, click on the 'View Academic Reports' item or navigate to the 'Student Profile' and click the 'Reports' tab.

2. A list of 'Academic Reports' will be displayed. Click the report title to download the PDF.

Reporting Cycle	School
2020 - Semester Two Magic P-12 College	Magic P-12 College
2020 - Semester One Magic P-12 College	Magic P-12 College
2019 - Semester Two Magic P-12 College	Magic P-12 College
2019 - Semester One Magic P-12 College	Magic P-12 College

Privacy and Security



When you use Compass you will notice a padlock appears in your browser's address bar on the left.

This is because Compass uses a technology called TLS (Transport Layer Security). This means that your Compass session is encrypted and secure. Further, Compass adheres to PCI DSS compliance obligations to ensure any credit card details are managed safely, consistent with industry credit card regulations.

We are committed to the privacy of your information.

For any other Compass questions please contact the school office on
Ph: (02) 8869 6800 or E-mail: ololshills@parra.catholic.edu.au

OUR LADY OF LOURDES SEVEN HILLS

School Uniform

The official day for changing to winter uniform is Monday, 9th May (Week 3 Term 2). From this day, each child will be expected to wear their full winter uniform. However, should the weather be cool before that date, children can wear their winter uniform to school. Children must wear either their full summer uniform or their full winter uniform during this time. **Please ensure that you purchase your child's winter uniform before this date.**

Children are required to wear full school uniform at all times including appropriate haircuts and limited jewelry. Parents' support is essential to ensure their child wears correct school uniform each day.

The following information and images provide clarity about school expectations upon the return of students to school in winter uniform in Term 2, 2022.

Boys hair is to be kept neat and tidy, off the collar, of consistent natural colour, of gradual even grade and all extremes of fashion are to be avoided. Some examples of "styles" that are unacceptable include: ridges, lines, undercuts, steps, bowl cuts, any excessive shaping with gel, and any shaving cuts. The school reserves the right to make rulings on the acceptability of any student hairstyles.

Girls hair is to be of consistent natural colour. Hair that is longer than shoulder length is to be tied back from the face. Hair is to be off the face and out of the eyes. Ribbons, hair slides etc, if worn should be in the uniform fabric or blue.



Girls Winter

- plaid tunic with plaid tab
- long sleeved peter pan collar
- classic blue blouse
- navy jacket with school crest
- navy jumper with school crest (optional)
- navy (ankle or knee high) socks or navy (opaque) tights
- black shoes (lace up/velcro)
- navy broad brim hat or cap with school crest
- navy bag with school crest

Boys Winter

- school classic blue long sleeve shirt with school crest
- navy (blockers) trousers
- school tie
- navy jacket with school crest
- navy jumper with school crest (optional)
- navy (ankle) socks
- black shoes (lace up/velcro)
- navy broad brim hat or cap with school crest
- navy bag with school crest

Girls and Boys - Sports

- navy polo shirt with classic blue trim & school crest
- navy shorts with OLOL embroidery
- navy school jacket with school crest
- navy track pants with OLOL embroidery
- white (ankle) sports socks
- predominately white sand shoes (lace up/velcro)
- navy broad brim hat or cap with school crest
- navy bag with school crest

Other items available...

- excursion/library bag
- scrunchies and head bands

All items of school uniform & school bags are available through OzFashions, details of how to order the uniform are outlined below through the Qkr app and delivered to the school every Thursday during the school term.





UNIFORM ORDERS

Please ensure that you purchase your child's winter uniform by Tuesday, 3rd May to be delivered to the school before the official changeover date of Monday, 9th May, 2022.

A friendly reminder that all orders are to be placed on the QKR app by MasterCard. Please follow the instructions below.

Delivery to the school is every Thursday during the school term free of charge and orders must be placed by 4pm Tuesday for delivery on Thursday.

All uniforms delivered to school will then be sent home via your child.


 **masterpass**

For quicker, hassle-free school payments, try Qkr! today

Introducing Qkr! (pronounced 'quicker') by Mastercard, the secure and easy way to order and pay for school items from your phone at a time and place that suits you.



With Qkr you can:

- Pay for a variety of school items;
- See your receipts on the app and get them sent by email if required.



Getting started is easy - try it yourself today

Step 1 Download Qkr!
on your Android phone or iPhone. iPad users can download iPhone app

Step 2 Register
Select your Country of Residence as 'Australia' and follow the steps to register

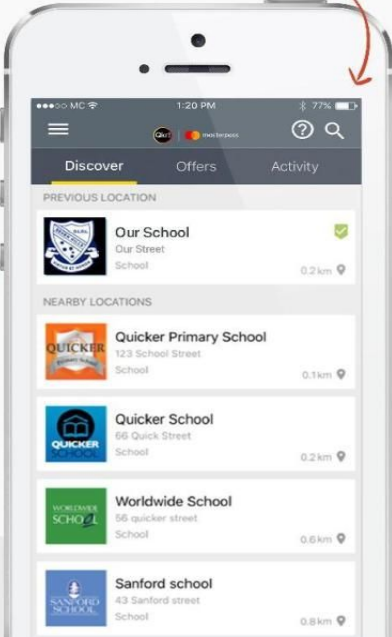
Step 3 Find our school
Our school will appear in 'Nearby Locations' if you're within 10kms of the school, or search for our school by name.

Step 4 Register your children
When first accessing our school you will be prompted to add a student profile for your child. This allows you to make orders and payments for them.

If you have made a purchase you can select our school from 'Previous Location'

If you're within 10 kms of the school, you can select our school from 'Nearby Locations'

Search for our school name



Add your children's details in Student Profiles

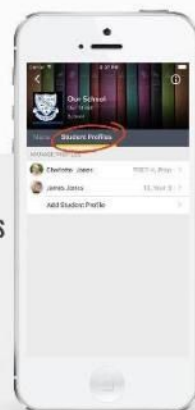
Select
'Add student profile'



Add each
child's details



Manage each
child's details in
Student Profiles

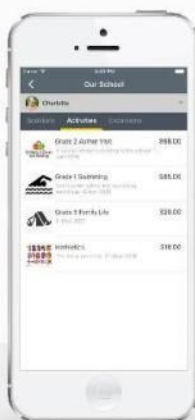


Purchase school items

Select a menu
from our school



Select child
you are
ordering for



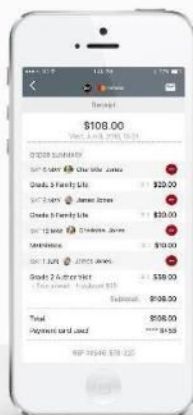
Select your items

Tap 'Checkout'
then confirm and pay



Making payments

Add up to 5 cards to your wallet



At checkout select which card to
pay with.

Pay with any cards accepted
by the school.

Once your payment is approved you
can continue to the home page, or
view your receipt.

Please refer to the size chart when ordering uniforms

Our Lady of the Lourdes Seven Hills

Uniform Size Chart

Please use the below charts as a guide for the approximate sizing of uniform items.

<u>Boys Short Sleeve Shirt</u>							
Description	Size						
	4	6	8	10	12	14	16
½ Chest	39	42	44	48	51	54	57
Body Length	49	54	59	61	64	68	71

<u>Boys Shorts</u>							
Description	Size						
	4	6	8	10	12	14	16
½ Waist	22	24	26	28	30	32	34
Length	36	38	40	43	45	47	49

<u>Boys Long Sleeve Shirt</u>							
Description	Size						
	4	6	8	10	12	14	16
½ Chest	38	40.5	43.5	46.5	49.5	52.5	55.5
Body Length	52	57	62	66	71	77	81

<u>Boys Pants</u>							
Description	Size						
	4	6	8	10	12	14	16
½ Waist	24	26	28	30	32	34	36
Length	71	77	83	88	95	100	105

All measurements are in cms and may differ 1-2cm

For all items please lay them flat and measure on a flat surface.

Chest measurement is taken from underarm to underarm.

Body length is taken from the centre back to the bottom of the hem (under collar).

Waist Measurement is taken from left to right side of waist band.

Length Measurement is taken from top of elastic waist to bottom of the hem.

Our Lady of the Lourdes Seven Hills

Uniform Size Chart

Please use the below charts as a guide for the approximate sizing of uniform items.

<u>Girls Summer Dress</u>							
Description	Size						
	4	6	8	10	12	14	16
½ Chest	39	40	41	44	47	50	53
Body Length	64	67.5	71	77.5	82.5	87	92

<u>Girls Winter Tunic</u>							
Description	Size						
	4	6	8	10	12	14	16
½ Chest	38.5	39.5	40.5	43.5	46.5	49.5	52.5
Body Length	60.5	64	67.5	74	76	84	88.5

<u>Girls Long Sleeve Blouse</u>							
Description	Size						
	4	6	8	10	12	14	16
½ Chest	37.5	39	41	45	48	50.5	53.5
Body Length	51	53	54.5	58	61	63.5	66.5

<u>Poly Cotton Jumper</u>							
Description	Size						
	4	6	8	10	12	14	16
½ Chest	36	39	42	45	48	51	54
Body Length	46	46	48	54	57	61	61

All measurements are in cms and may differ 1-2cm

For all items please lay them flat and measure on a flat surface.

Chest measurement is taken from underarm to underarm.

Body length is taken from the centre back to the bottom of the hem (under collar).

Waist Measurement is taken from left to right side of waist band.

Length Measurement is taken from top of elastic waist to bottom of the hem.

Our Lady of the Lourdes Seven Hills

Uniform Size Chart

Please use the below charts as a guide for the approximate sizing of uniform items.

<u>Short Sleeve Polo</u>							
Description	Size						
	4	6	8	10	12	14	16
$\frac{1}{2}$ Chest	34	37	39	42.5	45	47	50
Body Length	49	52	55	58	61	64	67

<u>Sport Shorts</u>							
Description	Size						
	4	6	8	10	12	14	16
$\frac{1}{2}$ Waist	24	26	28	30	32	34	36
Length	32	34	36	38	40	41	42

<u>Sport Jacket</u>							
Description	Size						
	4	6	8	10	12	14	16
$\frac{1}{2}$ Chest	42	44	46	48	50	52.5	55
Body Length	53	55	57	59	61	63	65

<u>Sport Pant</u>							
Description	Size						
	4	6	8	10	12	14	16
$\frac{1}{2}$ Waist	23	25	27	29	31	33	35
Length	67	72.5	79	85.5	92	97	102

All measurements are in cms and may differ 1-2cm

For all items please lay them flat and measure on a flat surface.

Chest measurement is taken from underarm to underarm.

Body length is taken from the centre back to the bottom of the hem (under collar).

Waist Measurement is taken from left to right side of waist band.

Length Measurement is taken from top of elastic waist to bottom of the hem.