




Parish Priest: Father Henry Duc
Phone: 9622 2960

OOSH: Ben Irmisch
Phone: 9676 7293



Newsletter Term 1 Week 2, 2022.


31st JANUARY, 2022

FUTURE DATES

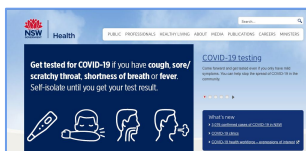
**2022 First day of
Term 1 for Yrs 1 - 6
Tuesday, 1st
February**

**Kindergarten First
Day - 2 hour
session
Wednesday, 2nd
February**

**Kindergarten 2022
first FULL day of
school
Thursday, 3rd
February**



**view a 360°
Virtual Tour of
OLOL**



to NSW Health

Principal's Message

Dear Families of Our Lady of Lourdes,



A very warm welcome to an exciting new year of faith, fun and learning. Together, as a community of students, parents, teachers and parish, we look forward to working in partnership towards providing a high level of quality Catholic Education to our students, developing them spiritually, academically, emotionally, socially and physically.

We acknowledge that the school holidays may have been challenging for many of our families with the impact of the current wave of COVID19 on you and those you care about. The school will continue to support families in any way possible.

We will start the 2022 school year with strong COVID-smart measures developed by the NSW Government in partnership with NSW Health. With safety, wellbeing and learning our priorities, these include:

- *Rapid antigen test (RAT) kits*
- *Wearing of surgical masks*
- *Only fully vaccinated visitors essential to delivering and supporting learning or wellbeing can come on to a school site for at least the first four weeks, though parents and carers are permitted onsite for Kindergarten and Year 7 transition to school*
- *Students will be kept in their year / cohort groups on school grounds as far as possible,*
- *Continued use of good hygiene, enhanced cleaning, good airflow and ventilation in learning spaces, and physical distancing practises.*

Our special thanks to families for supporting the Mathematics Assessment Interviews and for collecting their child/children's Rapid antigen test (RAT) kits

We ask for God's blessings over our Christ centred community of new and existing families and staff as we embark on another year of providing a high level of quality Catholic Education for the children, who are our first priority.

**God Bless,
Keiran Byrnes**

HELPFUL WEBSITE LINKS:



**FOLLOW US ON
facebook**

**Click on the image
above to see our
OLOL Seven Hills
Facebook Page for
the latest photos and
updates. Like and
Follow!**

**Or visit our school
website below:**



Welcome to Our Lady of Lourdes Seven Hills
OLOL Seven Hills
OLOL Seven Hills
OLOL Seven Hills



Enrolments for 2022

**The school is accepting
applications for enrolment.
Enrolment applications are
available online on the school
website or collection at the
School Office.**

**If you have any relatives or
friends considering enrolling
their child at OLOL in 2022
encourage them to submit
their enrolment application.**

**We have limited spaces
available in 2022. If you are
an existing family with a
younger child ready for
school in 2023 it is important
that you submit your
application. For further
enquiries contact Beth in the
school office on 8869 6800.**

BACK TO SCHOOL



Friday, 28th January

Mathematics Assessment Interviews by appointment Years K - 6

Monday, 31st January

Mathematics Assessment interviews by appointment Years K -6

Tuesday, 1st February

Years 1 - 6 classes begin for 2022

Kindergarten Mathematics

Assessment interviews by appointment.

Wednesday, 2nd February

Kindergarten First Day - 2 hour Session

Group 1 9:00am - 11:00am

Group 2 11:30am - 1:30pm

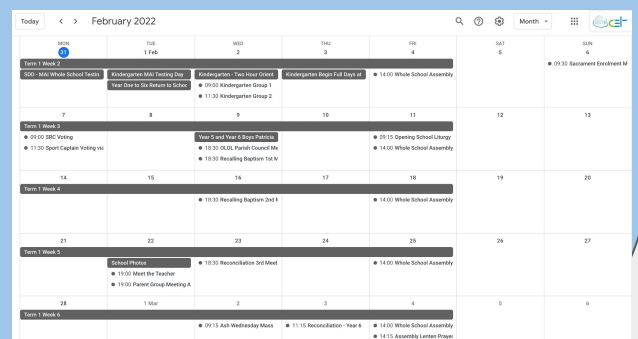
Thursday, 3rd February

Classes begin for Kindergarten 2022- first Full Day

LOLO Parent Google Calendar:

To access the digital parent school Google calendar click on the link here:

Or use this link to open the calendar on iCal from other applications





Enrolling now
for 2022

Out and About

As is the case every year it is always exciting to return to school and see the happy faces of our students as they greet friends and teachers after the summer break. 2022 promises to be another exciting year filled with fun and learning.

The Mathematics Assessment Interviews have been going well. They are always a good opportunity for your child to meet their teacher one on one. If your child has not had an opportunity for their Mathematics Assessment Interviews yet, they will be done over the next two weeks.

Executive Director's Summer Reading Challenge

We have great readers at OLOL and I know that some children have already submitted entries for the Executive Director's Summer Reading Challenge. The Executive Director's Summer Reading Challenge is sponsored by the Catholic Education Diocese of Parramatta (CEDP) and is a great way to encourage reading over the holidays and to stay engaged in reading for fun and pleasure.

It is not too late to enter and represent OLOL with your wonderful reading experiences over the break.

Who can enter? The competition is open to students in Catholic Systemic Schools in the Diocese of Parramatta. No payment is required.

When? All entries must be received by 5 pm 25th February 2022.

How to Enter: Read at least one age-appropriate book, e-book, animated novel, comic play, or piece of poetry. Fill out the entry form [here](#). Tell our Executive Director of Schools and CEDP, in 50 words or less, why you loved what you read. After submitting your entry you will receive one entry for the prize draw. You can enter as many times as you like but you must describe why you liked a different book, e-book, animated novel, comic play, or piece of poetry for each entry.

Prizes: The main prize for primary school students is a \$500 JB Hi-Fi voucher. There are also thirty, \$30 vouchers to be won. For any further information regarding the competition, you can contact the Catholic Education Diocese of Parramatta at promotions@parra.catholic.edu.au

Margaret Ferguson - Assistant Principal

Staffing Update

We warmly welcome Miss Claire Tien to Our Lady of Lourdes. Miss Tien will be teaching 6W in 2022. I know that Miss Tien is looking forward to meeting her students tomorrow. We wish Miss Tien a rewarding and positive year ahead.

Our first day of the Mathematical Assessment Interview on Friday.



COVID- Smart Measures for OLOL

All staff and students are expected to be at school with visitors and activities limited.

Watch for Symptoms	<p>If your child is unwell, even with mild symptoms you must keep them home and get them tested. If they display any symptoms they should take a PCR test (nose and throat swab) or rapid antigen test (RAT).</p> <p>If symptoms continue your child should not come to school, even if they get a negative rapid antigen test result. Your child may return when they get a negative PCR test result and have no symptoms.</p> <p>If a child is unwell at school parents will be contacted to promptly collect their child.</p>
Vaccinations	<ul style="list-style-type: none">• All staff on school sites must be fully vaccinated.• We strongly encourage all students and their families to get vaccinated. Children aged 5 to 11 can now get vaccinated. Parents are encouraged to book their child in for a vaccination at the first available opportunity.• Once eligible, all adults are encouraged to get booster shots.
Testing	<p>Before the start of term 1</p> <ul style="list-style-type: none">• Rapid antigen tests will be provided to all staff and students through their schools. Any RAT's not collected by parents by the end of 31 January will be sent home with their child on their first day of attendance.• All staff and students are asked to take a rapid antigen test twice a week and get a negative result before attending school.• It is advised that students test on Monday and Wednesday morning before school. <p>At the start of term 1</p> <ul style="list-style-type: none">• For the first 4 weeks, students and staff should take a rapid antigen test twice a week on the morning before attending school. Test kits will continue to be supplied by schools.• Students who are household close contacts must isolate at home for 7 days.
COVID19 Positive Cases	<ul style="list-style-type: none">• If your child has no symptoms and there is a positive case in their class, year or other grouping, they can continue to attend school in line with NSW Health advice.• Staff and students who get a positive rapid antigen test result must register it on service.nsw.gov.au or the Service NSW app as soon as possible.• Staff and students who receive a positive rapid antigen or PCR test result must tell their school as soon as possible, and follow NSW Health advice.• OLOL will regularly communicate to parents about the presence and impact of COVID-19 in our community.
Ventilation	<p>Fresh air is the most effective form of ventilation to minimise risk of transmission.</p> <ul style="list-style-type: none">• Air conditioning services have been serviced in the last holidays.• Air Purifiers have been placed in each learning space• Windows and fans ensure ventilation of spaces

COVID- Smart Measures for OLOL Continued

Masks	<ul style="list-style-type: none"> All school staff will be required to wear surgical masks indoors. Primary school students are strongly recommended to wear well-fitted masks indoors. 														
Activities	<p>COVID-19 will be considered in all risk assessments. OLOL will continue to follow NSW Health Advice and Guidance on applying appropriate safeguards across a range of activities. For example:</p> <ul style="list-style-type: none"> Zoom assemblies on Friday afternoon at 2:15pm Cancellation of swimming carnival on Tuesday 1st February Opening School Liturgy Friday 11th February via zoom 														
Student Cohorting	<p>To minimise physical interaction of students on school grounds Our Lady of Lourdes will implement</p> <ul style="list-style-type: none"> Staggered break times and designated playgrounds <p><i>Students will put their bags in the following area in the morning. This will also be where they line up to go into class after each break time.</i></p> <table border="1"> <thead> <tr> <th>Grade</th><th>Area to place bags in the morning and line up after each break.</th></tr> </thead> <tbody> <tr> <td>Kindergarten</td><td>Bags - outside the Kindergarten room Line Up - under the trees as they were pre-lockdown</td></tr> <tr> <td>Year 1</td><td>Bags - on the racks outside the Creative Arts Room Line Up - On the handball courts as they were pre-lockdown</td></tr> <tr> <td>Year 2</td><td>Bags and Line up - Under the COLA at the bottom of Year 2 stairs</td></tr> <tr> <td>Year 3 and 4</td><td>Year 3: Bags and Line up - against the brick wall on the Basketball court closest to the fence. Year 4: Bags and Line up - against the brick wall on the Basketball court closest to the grass area.</td></tr> <tr> <td>Year 5</td><td>Bags - Under the shade, near the picnic tables Line Up - Next to the picnic tables facing the basketball court.</td></tr> <tr> <td>Year 6</td><td>Bags - Under the OOSH windows Line up - Outside of OOSH.</td></tr> </tbody> </table>	Grade	Area to place bags in the morning and line up after each break.	Kindergarten	Bags - outside the Kindergarten room Line Up - under the trees as they were pre-lockdown	Year 1	Bags - on the racks outside the Creative Arts Room Line Up - On the handball courts as they were pre-lockdown	Year 2	Bags and Line up - Under the COLA at the bottom of Year 2 stairs	Year 3 and 4	Year 3: Bags and Line up - against the brick wall on the Basketball court closest to the fence. Year 4: Bags and Line up - against the brick wall on the Basketball court closest to the grass area.	Year 5	Bags - Under the shade, near the picnic tables Line Up - Next to the picnic tables facing the basketball court.	Year 6	Bags - Under the OOSH windows Line up - Outside of OOSH.
Grade	Area to place bags in the morning and line up after each break.														
Kindergarten	Bags - outside the Kindergarten room Line Up - under the trees as they were pre-lockdown														
Year 1	Bags - on the racks outside the Creative Arts Room Line Up - On the handball courts as they were pre-lockdown														
Year 2	Bags and Line up - Under the COLA at the bottom of Year 2 stairs														
Year 3 and 4	Year 3: Bags and Line up - against the brick wall on the Basketball court closest to the fence. Year 4: Bags and Line up - against the brick wall on the Basketball court closest to the grass area.														
Year 5	Bags - Under the shade, near the picnic tables Line Up - Next to the picnic tables facing the basketball court.														
Year 6	Bags - Under the OOSH windows Line up - Outside of OOSH.														
Visitors	<p>Visitors on the OLOL school sites will be kept to a minimum to support essential school activities or student needs.</p> <p>Parents should:</p> <ul style="list-style-type: none"> Communicate with the school via phone and email Follow drop off and pick up arrangements. Details in the following pages. Follow physical distancing advice and avoid gathering outside of school gates Remain outside of school grounds Adhere to mask wearing requirements and sign-in using the Service NSW QR code and the school kiosk when entering the school. <p>Parents of Kindergarten students need to carefully read the transition processes sent home today to support the COVID safe transition of your Kindergarten child.</p> <p>Welcome to kindergarten 2022 families letter</p>														

COVID- Smart Measures for OLOL Continued

Keeping OLOL Open	<p>Parents are asked to respect the rules at OLOL to help keep the community safe. It is anticipated that like many organisations OLOL may experience staffing challenges in the coming weeks.</p> <ul style="list-style-type: none"> • OLOL will do everything they can to maintain continuity of face-to-face learning including the use of casual staff. • OLOL will need to make localised staffing decisions to ensure appropriate supervision can be maintained. • OLOL will not be able to guarantee particular staff for any cohort and students may not have their regular teacher for a class.
Learning From Home	<ul style="list-style-type: none"> • We will continue to monitor the situation and where face-to-face learning is not possible, limited learning from home options will be supported for short periods.
Essential Hygiene	<ul style="list-style-type: none"> • Our Lady of Lourdes is regularly and professionally cleaned including additional cleaning targeting high touch areas • Bubblers are turned off and unavailable. Therefore, send your child with a labelled water bottle. • Continue to implement appropriate social distancing. Encourage good hygiene practices including washing hands frequently.

PARENT RESOURCE- RAT Test Social Story for Students

To help your child complete their RAT tests smoothly, please take the time to read through this social story with your children.

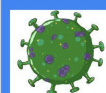
[COVID RAT Test OLOL Social Story](#)

COVID RAT Test

WHAT it is & **HOW** to do it

So you can be happy & healthy at school!

This is how we look after each other at OLOL



COVID-19 has brought many germs so we need to stay safe

The RAT test you have to do at home helps you and everyone stay safe at school




Yours might look a little different to the picture but you will have:

- A swab
- A tube
- A test cassette (this is where you get the result)

On Monday and Wednesday morning we all need to take the RAT test, so we know we are healthy to go to school

The adult taking the test will wash their hands



You will blow your nose



School COVID-19 Drop Off and Pick UP Arrangements

Our COVID 19 safe morning drop off and afternoon pick up arrangements are working well. New Family Cards with departure times will also be in place to ease traffic congestion. **Please check your 2022 time.** Please respond to the [2022 OLOL Student Pick Up Arrangements](#) survey by Friday 4th February.

Drop off and Pick up of Children

Remember to use the Grantham Rd gate or Olive Street gate as an alternate option to dropping off and picking up children by car.

Parents dropping off and picking children up by car will be required to stay in their cars and use the kiss and drop area in the morning and afternoon. Times in the afternoon will be staggered to ease congestion and you will be allocated a pick up time of 2:45, 2:55 or 3:00pm. Those parents accessing OOSH will be able to continue to drop and collect their child in the usual manner. The purpose of these arrangements is to restrict adult to adult contact as much as possible. We created an updated video to explain this procedure- [Click Here](#)
Morning Drop off and Afternoon Pick up routines

- **Morning Drop Off 8:10 to 8:40am**
 - Use Kiss and Drop only
 - Parents to remain in cars
 - Students to open car doors themselves
 - Students to enter school by the gate that accesses the carpark
 - Parents walking children to school are to remain outside the Grantham Road gate.
- **Afternoon Pick Up at 2:45, 2:55 or 3:00pm**
 - Kiss and collect as per morning routine
 - Display reissued family name sign in the front windscreen (see example next page) of your car
 - Pull up in bays in front of the hall entrance
 - Teachers will send students to your car
 - Parents to remain in car
 - No parent parking will be available on the OLOL site - Kiss and collect only
 - Use the "seat belt bay" to ease congestion
 - Please arrive at the scheduled time for your family
 - Turn left only out of the school driveway to ease congestion and ensure everyone's safety.

CLEARLY display your Surname name card

A suggested option for you would be to display your name card on your passenger visor with either fold back clips or rubber bands as shown below:



School COVID-19 Drop Off and Pick UP Arrangements continued

Group	Pick Up time From Monday 18th October
Group 1 Pink	2:45 - 2:55
Group 2 Blue	2:55 - 3:05
Group 3 Yellow	3:00 - 3:10

Group 1 Yellow **do not queue before 2:45pm. The hall doors will not open prior to 2:45pm.** Remember this is still 5 minutes before the official end of the school day. It is actually quicker and safer if everyone tries to come in their allocated time period. We understand that it is not always possible to come in the allocated time period but your best efforts to do so are appreciated.

Just as respect is an expectation of the children, it is essential that parents model the same respect by being courteous in the car park at all times. This includes taking turns and being patient as you make your way to the kiss and collect zone. We ask also that parents obey the left turn only sign when exiting the driveway. This is to ensure the safety of all members of the community.



Thank you for your cooperation as we continue to adapt in a very challenging year.

Keiran Byrnes
Principal

OUR LADY OF LOURDES SEVEN HILLS

Children to Return to 2022 in Summer Uniform

Children are required to wear **full school uniform** at all times including appropriate haircuts and limited jewelry. **Parents' support is essential to ensure their child wears correct school uniform and adheres to the appropriate grooming including haircuts and limited jewelry.**

The following information and images provide clarity about school expectations upon the return of students to school in Term 1, 2022.

Boys hair is to be kept neat and tidy, off the collar, of consistent natural colour, of gradual even grade and all extremes of fashion are to be avoided. Some examples of “styles” that are unacceptable include: ridges, lines, undercuts, steps, bowl cuts, any excessive shaping with gel, and any shaving cuts. The school reserves the right to make rulings on the acceptability of any student hairstyles.

Girls hair is to be of consistent natural colour. Hair that is longer than shoulder length is to be tied back from the face. Hair is to be off the face and out of the eyes. Ribbons, hair slides etc, if worn should be in the uniform fabric or blue. Scrunchies are sold from the Uniform Shop. No nail polish is to be worn to school.

Girls Summer

- blue check dress with navy piping & navy tab
- navy school jacket with school crest
- navy jumper with school crest (optional)
- navy (ankle) sock
- black shoes (lace up/velcro)
- navy broad brim hat or cap with school crest
- navy bag with school crest

Boys Summer

- school classic blue short sleeve shirt with school crest
- navy (blockers) shorts
- navy jacket with school crest
- navy jumper with school crest (optional)
- navy (ankle) socks
- black shoes (laceup/velcro)
- navy broad brim hat or cap with school crest
- navy bag with school crest



Girls and Boys summer uniform
Samples of acceptable school shoes



Girls and Boys - Sports

- navy polo shirt with classic blue trim & school crest
- navy shorts with OLOL embroidery
- navy school jacket with school crest
- navy track pants with OLOL embroidery
- white (ankle) sports socks
- predominately white sand shoes (lace up/velcro)
- navy broad brim hat or cap with school crest
- navy bag with school crest

Other items available...

- excursion/library bag
- scrunchies and head bands

All items of school uniform & school bags are available at the school uniform shop.



Girls and Boys sport uniform
Predominately white sandshoes and correct length white socks





STUDENTS ARE TO WEAR THEIR SPORTS UNIFORM ON THE FOLLOWING DAYS FOR TERM 1

KINDERGARTEN

YEAR 1

YEAR 2

YEAR 3

YEAR 4

YEAR 5

YEAR 6

TUESDAY, THURSDAY

WEDNESDAY

WEDNESDAY

WEDNESDAY & FRIDAY

TUESDAY

TUESDAY & THURSDAY

TUESDAY & THURSDAY

**HAPPY
BIRTHDAY!**

BIRTHDAY CELEBRATIONS
AT SCHOOL

Children wishing to share a birthday treat with their friends are encouraged bring in either wrapped lollipops or a small packet of chips. These can be distributed easily with minimal contact.



Swimming Carnival

Due to COVID-19 the swimming carnival that was to be held on Tuesday the 1st of February 2022 has been cancelled.

We are awaiting further advice as to whether zone swimming carnival will proceed on scheduled days.

Uniforms

Uniforms online -

Parents are able to order summer uniforms using the Qkr! app. All uniforms delivered to school will then be sent home via your child.

Please contact the office if you are picking up your child's uniform to ensure it has been delivered to the school.

ICE BLOCK SALES AT SCHOOL

To maintain Ice Block sales in a COVID safe way we introduced a preorder system using the QKR APP last year.

We will open sales as soon as possible and will communicate with the community when ice block sales will resume.

Ice blocks unavailable until announced.



MEDICATION POLICY

Parents are responsible for:

Obtaining the relevant medication forms from the school and arranging for their completion and return

- Providing the medication in the original labeled container to the nominated staff member
- Ensuring the medication is not out of date and has an original pharmacy label with the student's name, dosage and time to be taken
- Providing a request by parents and written instructions from a medical practitioner for medication that is not obtained on prescription, indicating:
 - Name of student
 - Condition for which the medication is required
 - Guidelines for administration



Water Bottles

Reminder to all parents to continue to send their children to school with water bottles in 2022. Under the current COVID 19 guidelines school bubblers have been turned off so children need to bring their own water.

Thank you for your support

STUDENT EXTENDED LEAVE

Family holidays and travel outside of school holiday period will be considered individually based on your child's attendance. If your child is not returning on the first day of **2022** can you please inform the office either by phone or emailing ololshills@parra.catholic.edu.au. If the leave is more than 5 days you are required to complete an application for Extended Leave for travel of 5 or more days. This form can be downloaded from the school website or is available at the school office. The last school day for students in 2021 is Tuesday, 14th December. Years 1 - 6 will return on Tuesday, 1st February, 2022 and kindergarten's first full day for 2022 will be Thursday, 3rd February.

If you are planning a holiday and your child/children won't be returning on the first day of 2022 can you please complete an extended leave form as soon as possible.

SCHOOL FEES

Term 1, 2022 Fee Information Statements will be sent out to families early in Term 1.

We are aware of the financial strain that COVID-19 is having on some families and its impact on their capacity to pay school fees. Families experiencing hardship are encouraged to seek support. If you have any queries regarding your account or your payment arrangements, please contact the school office on 02 8869 6800 or olol-shlsfees@parra.catholic.edu.au.

If you are already on a payment arrangement or are awaiting the outcome of a concession application, then this statement will be for information purposes only.

School Billing have processed reversals of cancelled Excursions/activities due to COVID-19 Lockdown & restrictions. This is reflected in the Fee Information Statement. If your account is in credit due to the reversal, the credit will be applied against your 2022 School Fees.

Thank you for your support with this matter.

Our Lady of Lourdes
Catholic Primary School Seven Hills
 Staff Listing 2022

School Leadership Team

Principal	Keiran Byrnes
Acting Assistant Principal	Margaret Ferguson
Acting Religious Education Coordinator	Lucy Messina
Co-ordinator - Early Stage 1 & Stage 1	Karin Schrader
Co-ordinator - Stage 2	Lucy Messina
Co-ordinator - Stage 3	Margaret Ferguson
Co-ordinator - Diversity	Elise Clynick

ES1/Stage 1 Leader (Co-ordinator) Karin Schrader

KB	Jemelyn Demeterio
KW	Chloe Douglas
1B	Jacqueline Mortimer
1W	Silvia Nichols/Michelle Khattar
2B	Leanne Napoli
2W	Karin Schrader

Stage 2 Leader (Co-ordinator) Lucy Messina

3B	Lucy Messina
3W	Wayne Owen
4B	Jim Van Gend
4W	Ellie Brownlow

Stage 3 Leader (Co-ordinator)/Assistant Principal Margaret Ferguson

5B	Donna Muddle (Monday - Thursday) & Clare Willemse (Friday)
5W	Taylah Datson
6B	Toni Critchlow
6W	Claire Tien

Teacher/Librarian	Carol Cividin
Learning Technology Support Teacher	Clare Willemse
Learning Technology Support Trainee	Kaylan Machado
Creative Arts Teacher	Clare Willemse
PE Teacher	Julia Cavagnino
RE Release	Susan Roberts
School Counsellor	Alison Andrews
Learning Support	Elise Clynick / Rita Milic / Rosemary Armstrong / Margaret Ferguson
Teacher Assistant's	Leanne Terry / Kira Moujalli / Katherine Begg / Sharon Szaryzcki

Office Staff

Finance	TBC
Administration	Beth Polo



Compass Parent Portal

A guide for Parents



How do I access Compass?

Compass is accessible on any modern web browser (Internet Explorer, Firefox, Chrome, Safari) or by using the Compass iOS or Android apps (continue reading to learn more about the app including how to use it).

To access the parent portal, you can go to <https://schools.compass.education/> where you can search for our school's direct URL.

Compass Apps

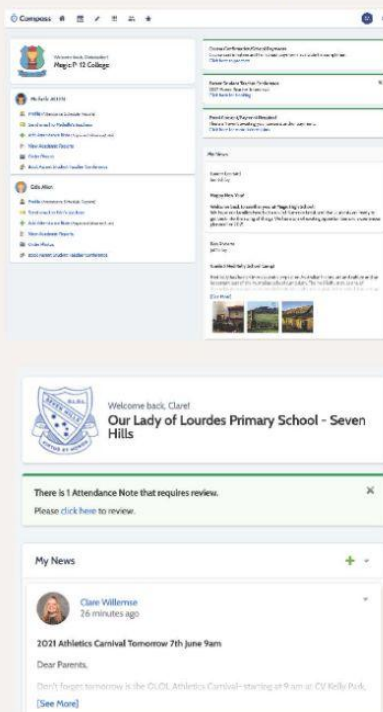
Using the app you can:

- View the school news feed
- Receive messages from the school
- View your child's timetable and the school calendar
- View Learning Tasks
- Add Attendance Notes
- View academic reports



The Compass home screen

The home screen provides you with relevant alerts and news, as well as quick access to your child's profile.



School Calendar

- Link to school events

Your Children

- To access more information click on the relevant quick link or select Profile to access detailed information about your child.

Main Menu

- Allows you to access other Compass and school resources. The Tools icon allows you to update your contact details and change your password.

News

- Recent school news items and information relevant to you. This may include newsletters, details of upcoming events.

Alerts

- Custom notifications for items that require your action or attention. These may include excursion notifications, ordering options for school photos, absence notifications, survey, and student report availability.

Entering an Attendance Note

1. From the Compass home screen (or from your student's profile), click the Add Attendance Note item.
2. From the pop-up window:
 - Select the reason
 - Enter a brief description of the absence
 - Select the start and finish time
 - Click the 'Save' button

What is an Attendance Note?
An Attendance Note is used to explain when your child is absent or late for school.

Where possible, attendance notes should be entered prior to the absence/lateness occurring.



SMS Link

If your child is marked as absent without prior approval you will receive a message containing a link. When you follow the link, you will have the opportunity to explain the absence.

The link will expire after you have clicked it, meaning that it cannot be used to explain unapproved absences in the future. Instead, you will receive another message containing a new link, allowing you to repeat the process.

Viewing Academic Reports

1. From the home screen, click on the 'View Academic Reports' item or navigate to the 'Student Profile' and click the 'Reports' tab.
2. A list of 'Academic Reports' will be displayed. Click the report title to download the PDF.

Student: Edie Allen - 05A, Year 5

Reporting Cycle	School
2020 - Semester Two Magic P-12 College	Magic P-12 College
2020 - Semester One Magic P-12 College	Magic P-12 College
2019 - Semester Two Magic P-12 College	Magic P-12 College
2019 - Semester One Magic P-12 College	Magic P-12 College

Privacy and Security



When you use Compass you will notice a padlock appears in your browser's address bar on the left.

This is because Compass uses a technology called TLS (Transport Layer Security). This means that your Compass session is encrypted and secure. Further, Compass adheres to PCI DSS compliance obligations to ensure any credit card details are managed safely, consistent with industry credit card regulations.

We are committed to the privacy of your information.

For any other Compass questions please contact the school office on
Ph: (02) 8869 6800 or E-mail: ololshills@parra.catholic.edu.au



UNIFORM ORDERS

A friendly reminder that all orders are to be placed on the QKR app by MasterCard. Please follow the instructions below.

Delivery to the school is every Thursday during the school term free of charge and orders must be placed by 4pm Tuesday for delivery on Thursday.

All uniforms delivered to school will then be sent home via your child.

The first delivery in 2022 will be Friday, 28th January, please ensure that you place your order before Tuesday, 25th January for delivery before school starts in 2022.


 **masterpass**

For quicker, hassle-free school payments, try Qkr! today

Introducing Qkr! (pronounced 'quicker') by Mastercard, the secure and easy way to order and pay for school items from your phone at a time and place that suits you.



With Qkr you can:

- Pay for a variety of school items;
- See your receipts on the app and get them sent by email if required.



Getting started is easy - try it yourself today

Step 1 Download Qkr!
on your Android phone or iPhone. iPad users can download iPhone app



Step 2 Register
Select your Country of Residence as 'Australia' and follow the steps to register

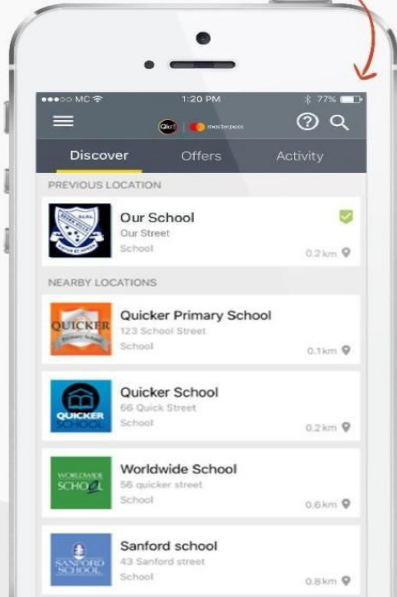
Step 3 Find our school
Our school will appear in 'Nearby Locations' if you're within 10kms of the school, or search for our school by name.

Step 4 Register your children
When first accessing our school you will be prompted to add a student profile for your child. This allows you to make orders and payments for them.

If you have made a purchase you can select our school from 'Previous Location'

If you're within 10 kms of the school, you can select our school from 'Nearby Locations'

Search for our school name



Add your children's details in Student Profiles

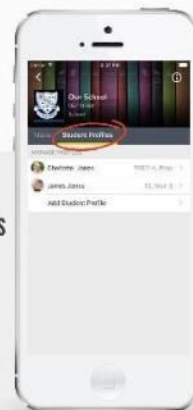
Select
'Add student profile'



Add each
child's details



Manage each
child's details in
Student Profiles



Purchase school items

Select a menu
from our school



Select child
you are
ordering for



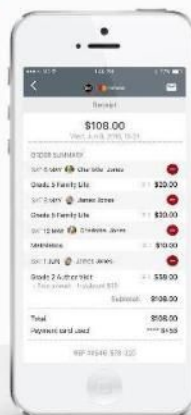
Select your items



Tap 'Checkout'
then confirm and pay

Making payments

Add up to 5 cards to your wallet



At checkout select which card to
pay with.

Pay with any cards accepted
by the school.

Once your payment is approved you
can continue to the home page, or
view your receipt.

Please refer to the size chart when ordering uniforms

Our Lady of the Lourdes Seven Hills

Uniform Size Chart

Please use the below charts as a guide for the approximate sizing of uniform items.

<u>Boys Short Sleeve Shirt</u>							
Description	Size						
	4	6	8	10	12	14	16
½ Chest	39	42	44	48	51	54	57
Body Length	49	54	59	61	64	68	71

<u>Boys Shorts</u>							
Description	Size						
	4	6	8	10	12	14	16
½ Waist	22	24	26	28	30	32	34
Length	36	38	40	43	45	47	49

<u>Boys Long Sleeve Shirt</u>							
Description	Size						
	4	6	8	10	12	14	16
½ Chest	38	40.5	43.5	46.5	49.5	52.5	55.5
Body Length	52	57	62	66	71	77	81

<u>Boys Pants</u>							
Description	Size						
	4	6	8	10	12	14	16
½ Waist	24	26	28	30	32	34	36
Length	71	77	83	88	95	100	105

All measurements are in cms and may differ 1-2cm

For all items please lay them flat and measure on a flat surface.

Chest measurement is taken from underarm to underarm.

Body length is taken from the centre back to the bottom of the hem (under collar).

Waist Measurement is taken from left to right side of waist band.

Length Measurement is taken from top of elastic waist to bottom of the hem.

Our Lady of the Lourdes Seven Hills

Uniform Size Chart

Please use the below charts as a guide for the approximate sizing of uniform items.

<u>Girls Summer Dress</u>							
Description	Size						
	4	6	8	10	12	14	16
½ Chest	39	40	41	44	47	50	53
Body Length	64	67.5	71	77.5	82.5	87	92

<u>Girls Winter Tunic</u>							
Description	Size						
	4	6	8	10	12	14	16
½ Chest	38.5	39.5	40.5	43.5	46.5	49.5	52.5
Body Length	60.5	64	67.5	74	76	84	88.5

<u>Girls Long Sleeve Blouse</u>							
Description	Size						
	4	6	8	10	12	14	16
½ Chest	37.5	39	41	45	48	50.5	53.5
Body Length	51	53	54.5	58	61	63.5	66.5

<u>Poly Cotton Jumper</u>							
Description	Size						
	4	6	8	10	12	14	16
½ Chest	36	39	42	45	48	51	54
Body Length	46	46	48	54	57	61	61

All measurements are in cms and may differ 1-2cm

For all items please lay them flat and measure on a flat surface.

Chest measurement is taken from underarm to underarm.

Body length is taken from the centre back to the bottom of the hem (under collar).

Waist Measurement is taken from left to right side of waist band.

Length Measurement is taken from top of elastic waist to bottom of the hem.

Our Lady of the Lourdes Seven Hills

Uniform Size Chart

Please use the below charts as a guide for the approximate sizing of uniform items.

<u>Short Sleeve Polo</u>							
Description	Size						
	4	6	8	10	12	14	16
$\frac{1}{2}$ Chest	34	37	39	42.5	45	47	50
Body Length	49	52	55	58	61	64	67

<u>Sport Shorts</u>							
Description	Size						
	4	6	8	10	12	14	16
$\frac{1}{2}$ Waist	24	26	28	30	32	34	36
Length	32	34	36	38	40	41	42

<u>Sport Jacket</u>							
Description	Size						
	4	6	8	10	12	14	16
$\frac{1}{2}$ Chest	42	44	46	48	50	52.5	55
Body Length	53	55	57	59	61	63	65

<u>Sport Pant</u>							
Description	Size						
	4	6	8	10	12	14	16
$\frac{1}{2}$ Waist	23	25	27	29	31	33	35
Length	67	72.5	79	85.5	92	97	102

All measurements are in cms and may differ 1-2cm

For all items please lay them flat and measure on a flat surface.

Chest measurement is taken from underarm to underarm.

Body length is taken from the centre back to the bottom of the hem (under collar).

Waist Measurement is taken from left to right side of waist band.

Length Measurement is taken from top of elastic waist to bottom of the hem.