




Parish Priest: Father Henry Duc
Phone: 9622 2960

OOSH: Ben Irmisch
Phone: 9676 7293



Newsletter Term 2 Week 8, 2021.

9th JUNE, 2021

FUTURE DATES

**Tomorrow Thursday,
10th June - Pyjama
Day gold coin
donation**



**Friday, 11th June
Staff Development
Day, please contact
OOSH on
9676 7293 to arrange
supervision for your
child/children**

**Monday, 14th June
Queens Birthday
Long weekend**

**Wednesday,
16th June
Reports to go home**

**Week commencing
Monday, 21st June
Parent Teacher
Interviews, book your
appointments online**

**Wednesday, 23rd
June
DANCE FEVER
Interschool challenge
at Homebush for
Years 3 -6**

**Friday, 25th June
Last Day of Term 2,
Pie and sausage roll
meal deal**

**Monday, 12th July
First day of Term 3**



Principal's Message

Dear Families of Our Lady of Lourdes,



In recent weeks I have been meeting with new families enrolling their child for Kindergarten in 2022. A question parents often ask is "What do we need to do to help our child prepare for big school?". The answer is simple. Read and share stories, have conversations and play with your child. This is just as true for your child in Year 6 as it is for your child in Kindergarten.

A group called the "Children's Society" claims that too many parents have lost the art of play and do not allow their children's imaginations to be fully expressed. Children's play is often too "stage-managed" and "rule-bound" for children to really enjoy; parents are encouraged to loosen the reins and allow children to have more time to run free.

An article that first appeared in the London Times contained this paragraph: "Play is most important because it's how children enjoy their lives. They learn about rules, sharing, taking turns, community and all those social behaviours that make us rounded people. It's about relationships. Play with a parent is just as much about relationships and trust. If a family doesn't play well together, communication and security suffer. No one ever grows old regretting the time they spent playing with their children."

Of course, play is not only about getting off the couch and onto the floor for, as children grow and mature, play becomes more sophisticated; but whatever its shape or form, parents should be important participants.

God our Father, As we go about our life today may Your Spirit go with us. Help us in our efforts to be participants in the lives of our children in ways that are helpful to their development as persons made in your image and likeness. Amen.

**God Bless,
Keiran Byrnes**

HELPFUL WEBSITE LINKS:



**Click on the image
above to see our
OLOL Seven Hills
Facebook Page for
the latest photos and
updates. Like and
Follow!**

**Or visit our school
website below:**




Enrolments for 2022

**The school is accepting
applications for enrolment.
Enrolment applications are
available online on the school
website or collection at the
School Office.**

**If you have any relatives or
friends considering enrolling
their child at OLOL in 2022
encourage them to submit
their enrolment application.**

**We have limited spaces
available in 2021. If you are
an existing family with a
younger child ready for
school in 2022 it is important
that you submit your
application. For further
enquiries contact Beth or
Anne in the school office on
8869 6800.**



Enrolling now
for 2022

Out and About

FEATURES OF YOUR CHILD'S MID YEAR SCHOOL REPORT EFFORT GRADES

This year reports will not be sent home as a hard copy but instead, will be available from 4pm 16th June on the Compass parent portal. Therefore it is very important that you open the email sent to you 2 weeks ago with your temporary password to activate your compass account. If you have not received the email, please check your junk folder. If you have not received it and it is not in your junk email, please email the school at ololshills@parra.catholic.edu.au and we will send you a new email with the log in details.

An effort grade is given for each Key Learning Area. Grades are: Commendable, Satisfactory or Improvement Required.

Seven commendable grades earn an invitation to the Principal's Morning Tea.

STUDENT'S ACHIEVEMENT IN KEY LEARNING AREAS

Your child's achievement for the strands in each of the Key Learning Areas is reported using a five point scale.

Outstanding Achievement	The student has an extensive knowledge and understanding of the content and can readily apply this knowledge. In addition, the student has achieved a very high level of competence in the processes and skills and can apply these skills to new situations.
High Achievement	The student has a thorough knowledge and understanding of the content and has a high level of competence in the processes and skills. In addition, the student is able to apply this knowledge and these skills to most situations.
Sound Achievement	The student has sound knowledge and understanding of the main areas of content and has achieved an adequate level of competence in the processes and skills.
Basic Achievement	The student has basic knowledge and understanding of the content and has achieved a limited level of achievement.
Experiencing Difficulty	The student has an elementary knowledge and understanding in few areas of the content and has achieved very limited competence in some of the processes and skills.

In some KLA's, strands are listed separately but not always reported on individually. This is the case in Religious Education, HSIE (History and Geography), and Science (Working Scientifically, Working Technologically, The Made Environment, The Natural Environment). Overall grades for English, Mathematics, PDHPE and Creative Arts are determined by teachers- different strands have different weightings.

SOCIAL SKILLS, WORK HABITS, FOLLOWING RULES AND CHRISTIAN ATTITUDE


Items are grouped into our school rules of Respect, Responsibility and Readiness to Learn. These items reflect behaviours and attitudes from a Catholic perspective as well as the child's ability to follow expectations, work cooperatively and generally give their best effort.

COMMENTS


Teachers will comment on your child's Religion, English and Mathematics progress as well as a general comment. The comments are only a snapshot of your child's learning, as all parents are required to attend parent teacher interviews in the last week of Term 2. At this interview grades can be more fully explained and parents have the opportunity to ask questions allowing for a much clearer picture of your child as learner than is the case with written comments.

Below is an example of what you can expect to see when you view your child's report on Compass.

Margaret Ferguson



Our Lady of Lourdes Primary School, Seven Hills
Semester One Report
June 2021



First Name Second Name

Year 6
Donna Munkle
Clara Willemse

This learning report is designed to provide accurate information about your child's learning. This report is intended to provide the school's view of the information on this report and not to provide further information about your child's progress. Students' learning achievement in Religious Education is related to their knowledge and understanding of Catholicism and life as a Catholic. It is a judgement about their faith and their progress.

This report evaluates your child's progress as an individual, who is developing spiritually, intellectually, physically and socially. It is very important to recognise your child's success and progress in all areas of development. If you require a copy of the distribution of achievement across the grade, please contact your child's teacher.

Page 1 of 2

First Name Second Name
Our Lady of Lourdes Primary School - Seven Hills - 2021 - Semester 1

Religious Education

	Outstanding Achievement	High Achievement	Good Achievement	Basic Achievement	Emerging Difficulty
Overall Achievement		✓			
Effort					✓

Notes - is able to:

- critically reflect upon the Scriptures in Bible and make social and connections between the Bible message, the Sacraments and their own life
- apply their understanding of the Sacraments and connect with the spirit of the Sacraments, making connections between the Scriptures

Notes - is encouraged to:

- identify Jesus' commandments in the Bible and explain how these help or hinder in their life
- identify the values of respect, responsibility, integrity, justice and love how these can be achieved in their own life

English

	Outstanding Achievement	High Achievement	Good Achievement	Basic Achievement	Emerging Difficulty
Reading and Writing			✓		
Writing and Representing			✓		
Speaking and Listening			✓		
Thinking imaginatively, most only one orally			✓		
Building on their learning			✓		
Overall Achievement			✓		
Effort					✓

Notes - is able to:

- under the meaning of a text
- use ability to comprehend and explain patterns in text across the reading of a text
- write texts using simple, compound and complex sentences
- produce and write own writing

Notes - is encouraged to:

- make connections with words and structures when reading texts
- read texts with focus on the author's purpose and the author's message

Mathematics

	Outstanding Achievement	High Achievement	Good Achievement	Basic Achievement	Emerging Difficulty
Working Mathematics			✓		
Number and Algebra			✓		
Measurement and Geometry				✓	
Statistics and Probability					✓
Overall Achievement		✓			
Effort					✓

Notes - is able to:

- work towards achieving an understanding of a concept with the support of others
- apply learning skills in problem-solving
- apply learning skills in problem-solving including the use of a calculator or other tools

Notes - is encouraged to:

- calculate combinations of factors with other numbers to find a total
- understand the relationship between understanding and applying in mathematics

Science and Technology

	Outstanding Achievement	High Achievement	Good Achievement	Basic Achievement	Emerging Difficulty
Working Scientifically, Working Technologically, The Made Environment, The Natural Environment					
Overall Achievement				✓	
Effort					✓

Human Society and its Environment

	Outstanding Achievement	High Achievement	Good Achievement	Basic Achievement	Emerging Difficulty
Overall Achievement			✓		
Effort					✓

Personal Development, Health and Physical Education

	Outstanding Achievement	High Achievement	Good Achievement	Basic Achievement	Emerging Difficulty
Overall Achievement		✓			
Effort					✓

Creative and Performing Arts

	Outstanding Achievement	High Achievement	Good Achievement	Basic Achievement	Emerging Difficulty
Overall Achievement		✓			
Effort					✓

Personal and Learning Traits

	Consistently	Usually	Sometimes	Rarely
Respect				
Displays a Christian attitude towards others	✓			
Shows respect for others in all situations	✓			
Is polite, courteous and well-mannered		✓		
Shows respect for others in all situations			✓	
Responsibility				
Follows the values of the Holy Spirit				✓
Follows school and classroom rules	✓			
Completes all tasks in a timely and efficient manner		✓		
Shows respect for others in all situations			✓	
Readiness to Learn				
Participates in class and group work			✓	
Shows challenges and displays an interest in learning			✓	
Shows respect for others in all situations	✓			
Shows respect for others in all situations	✓			

Attendance

	Attendance Period	Days Absent	Days Present
Overall Achievement	2021 (2021 - 11/06/2021)		
Overall Achievement	2021 (2021 - 11/06/2021)	2	2
Overall Achievement	2021 (2021 - 11/06/2021)	2	2

General Comment

Name: _____

Clara Willemse Teacher Donna Munkle Teacher Karen Byrom Principal

Tell Them From Me (TTFM) Partners in Learning Survey

Dear Families of Our Lady of Lourdes,

In the next few weeks we will be inviting students, teachers and parents to provide feedback on their experience of our school using an online survey. The surveys are an important part of our whole school evaluation and planning process.

We would like to invite you to complete the *Tell Them From Me (TTFM) Partners in Learning* survey. As we value the role of parents and carers within our school community we would greatly appreciate your feedback. The information you provide will be used to maintain our commitment to working together in partnership to further improve student learning and wellbeing at Our Lady of Lourdes.

The survey is anonymous and will take approximately 20 minutes to complete. You are able to access the parent survey on your computer or mobile device by using the URL below or scanning the QR code:

<http://tellthemfromme.com/6w7mn21>



This year's *Tell Them From Me (TTFM)* survey window is from **Monday, 31st May to Friday, 25th June, 2021 (Term 2, Weeks 7-10)**

Regards
Keiran Byrnes



RE NEWS



PYJAMA DAY WINTER APPEAL FIAT INITIATIVE

GOLD COIN DONATION Fundraiser
Thursday 10th June, 2021

With frosty weather around the corner, the FAITH IN ACTION TEAM (FIAT) at Our Lady of Lourdes would like to assist St Vincent de Paul Society in providing people in need the opportunity for a better life. With over two million people living below the poverty line in Australia, including over half a million children, the FIAT team at Our Lady of Lourdes are reaching out and have organised a **PYJAMA DAY for this year's winter appeal on Thursday 10th June.**

We ask you to bring in a gold coin donation to support this great cause. This will be an opportunity to raise money for the poor and marginalised. Students need to ensure they are wearing winter pyjamas and sneakers to school on the day - **no open shoes or slippers please.**

FIAT TEAM

Mrs Messina, Miss Brownlow, Miss Bradford, Miss Lenthal

Compass Parent Portal

Compass Parent Portal Account Activation

Dear Parents,

As you are aware, our school is moving towards using Compass as our main method of communication with families. Skoolbag will no longer be used at the end of Term 2. Once registered on Compass you are able to receive text messages if your child is absent and respond with an explanation. You will receive Push notifications for notes and school events. You can update your details on the portal and you will be able to view your child's school learning reports when they are posted.

Therefore it is very important that you open the email sent to you 2 weeks ago with your temporary password to activate your compass account. Thank you to the parents who have already done this. If you have not received the email, please check your junk folder. If you have not received it and it is not in your junk email, please email the school at lolshills@parra.catholic.edu.au and we will send you a new email with the log in details.

So far we have 273 parents have registered for Compass.

Thank you for your ongoing support.

ACARA

The Australian Curriculum, Assessment and Reporting Authority (ACARA) collects data from schools to determine the Index of Community Socio-educational Advantage (ICSEA). CEDP is currently working to provide relevant details to the Catholic Education Commission of NSW. Data collected is de-identified of personal information.

Parents and caregivers must advise the school by **Wednesday 14 July 2021** if you do not want your child's data included in this report.



Our next Staff Development Day will be this Friday, staff will be on the premises, but no supervision will be provided. Please contact OOSH on 9676 7293 if you wish to make arrangements for your child/children.

SPORT NEWS

2021 School Athletics Carnival

On Monday the 7th of June we had our annual School Athletics Carnival at CV Kelly Park in Girraween. All of the children from Kindergarten to Year 6 had a fantastic day competing in running races, field events and other fun activities during the Tabloid. Thank you to all of the parents who came to support the children and cheer them on throughout the day. A special mention to all of the parent volunteers who assisted on the day as timekeepers, starters and age managers. Without the parent volunteers we would not be able to run the day as successfully as we did. All age Championship trophies, sportsmanship awards and ribbons will be awarded to students within the next few weeks. Stay Tuned!



SPORT NEWS


Stage 3 Girls Soccer Gala Day

Congratulations to the students who participated in the stage 3 girls Soccer Gala day on Wednesday the 26th of May at Jamison Park, Penrith.

The girls who represented our school on the day were: Madeleine Zaaït, Isabella Fiorenza, Emma Webster, Chloe Sibilant, Ekaspreet Sohi, Demi Tsakos, Jacqueline Yates, Alexandra Kostis, Georgia Andrew, Kathryn Andrew, Mira Sharma, Pavithra Jeyanthan, Pranuti Saisriraam and Jasmine Davis.

It was a fantastic day, with all girls playing with skill, determination and sportsmanship. The girls placed second overall in their pool of competition which was an outstanding result. Thank you to the parents who helped transport other students and assisted on the day.





BOOK FAIR AT OUR LADY OF LOURDES Friday June 18th until Wednesday June 23rd In the Library

Commencing next Friday, June 18th, we will hold our annual Book Fair.

The Book Fair will be located in the school library. This is an opportunity for parents to buy quality books for their children while at the same time supporting the school. The Book Fair will be Open from 8:20 - 8:40 each morning, at lunch time, from 3:00 - 3:30 after school on Friday and Monday and also during our parent teacher interviews. Purchases may be made using either cash or EFTPOS. Please note that after school no cash sales are possible and it will be EFTPOS only. A flyer advertising some of the books available at the fair was sent home today. Please come along to the fair and take a look.

BOOK FAIR OPENING HOURS

Friday: Before School 8:20 - 8:40 , Lunch time: 1:15 - 1:45, After school: 3:00 -3:30

Monday: Before School 8:20 - 8:40 , Lunch time: 1:15 - 1:45, After school: 3:00 -3:30

Tuesday: Before School 8:20 - 8:40 , Lunch time: 1:15 - 1:45, After school: 3:00 -8:15 PT interviews

Wednesday: Before School 8:20 - 8:40 , Lunch time: 1:15 - 1:45, After school: 3:00 -5:30 PT interviews

*Check out the latest photos on our
School Website Gallery:*



[2021 Athletics Carnival](#)



[2021 Mrs Cividin
Farewell Assembly](#)



[2021 Pentecost Liturgy](#)



[2021 Family Mass](#)

BIRTHDAY CELEBRATIONS **LUNCH TIME SALES AT** **SCHOOL**

Children wishing to share a birthday treat with their friends are encouraged bring in either wrapped lollipops or a small packet of chips. These can be distributed easily with minimal contact.



**Lunchtime sales continue every
Monday, Wednesday and Friday,
all items are sold for \$1.**



**Term 2, 2021 Statement of Accounts have now
been issued to families.**

**If you have not received a statement, or wish to
discuss a payment arrangement plan, please
contact Anne during Office Hours.**

**During the uncertain time for employment, we
are grateful for your financial contributions. We
understand that for many families it may be a
difficult time and may not be in a position to
contribute. Fee relief is available to support
families who are experiencing significant
financial hardship. We are here to help. Please
contact Anne Korazija if you have any questions
on 8869 6800 during the hours of 8:30am –
3:30pm.**

Thank you for your support with this matter.



Water Bottles

**Reminder to all parents to
continue to send their children to
school with water bottles in
2021. Under the current COVID
19 guidelines school bubblers
have been turned off so children
need to bring their own water.**

Thank you for your support



***Congratulations to students who received Gold Awards and FIA awards in
Week 7 & 8***

<i>Kinder</i>	<i>Kevleen Basra, Shivang BallupetPrasad, Shivaksh Nagpal, Leo Chiappazzo</i>
<i>Year 1</i>	<i>Jessica Jeganathan, Lara Baltazar, Joshua Coleman, Jacob Spadaro</i>
<i>Year 2</i>	<i>Achia Meyan, Joshua Magtanong, Kiyana Cassaniti, Olivia Penumethsa</i>
<i>Year 3</i>	<i>Tyson Mowbray, Yuvaraj Kirithuga, Sabareesh Srisankaran</i>
<i>Year 4</i>	<i>Matthew Cadavid, Tahlia Herczeg, Ava Nowak, Anita Nguyen</i>
<i>Year 5</i>	<i>Dana Leota</i>
<i>Year 6</i>	<i>Zac Osborne, Chloe Attard</i>

Congratulations to students who received Merit Awards in Weeks 7 & 8

<i>Kinder</i>	<i>Evan Cao, Emilia Bogicevic, Nathan Wrigley, Aarit Shah Samuel Mathew, Cadence Singh, Amaya Chand, Taylen Moss</i>
<i>Year 1</i>	<i>Jonathan Georgis, Sophia Hlentzos, Jamie Royal, Avleen Kaur Olivia Bong, Isabella Cuadros Botero, Orlando Martinez</i>
<i>Year 2</i>	<i>Ellie Reardon, Morgan Leary, Evie Massey, Scarlett Bong Joshua Blackshaw, Vivaan Desai, Ridhvi Bhardwaj</i>
<i>Year 3</i>	<i>Jaiveer Singh, Alexis Avia, Aariah Moss</i>
<i>Year 4</i>	<i>Karlos Ravic, Geet Gorkhali, George Safiti, Violet Stevens</i>
<i>Year 5</i>	<i>Emma Skinner</i>
<i>Year 6</i>	<i>Audrey Bajada, Vrinda Kumar, Ziva Suryathyo</i>



Seesaw for K-2 at OLOL Seven Hills



**Dear families,
Let's work together.**

When teachers and families work together, outcomes improve. We're using Seesaw in Infants at OLOL in 2021 because it supports strong relationships between teachers, students, and families. Together, we can support and celebrate your child's learning inside and outside the classroom!

What is Seesaw?

Seesaw is an app that is a platform for student engagement. Teachers can empower students to create, reflect, share, and collaborate. Students "show what they know" using photos, videos, drawings, text, PDFs, and links. It's simple to get student work in one place and share with families, and nothing is shared without teacher approval.

Families can log in to the Seesaw Family App to see their child's work and like and comment.

Seesaw:

- Makes your child's thinking and learning visible so we can see and celebrate their growth over time
- Opens communication between home and school, so we can share ideas to best support your child's learning at home and at school
- Gives your child an authentic audience for their work -- you! -- which motivates them to do their best

Connect to your child's learning on the Seesaw Family app.


Follow the [instructions for connecting and using the Seesaw Family app](#) or watch [this introduction to Seesaw video](#).

Seesaw is being used currently in Year 2. Kindergarten and Year 1 are building towards using the app in class in Term 3. Parents of Year 2 students can start to download the Family app to connect to their child's account to view their work at school.

Kindergarten and Year 1 parents will be able to do this early next Term.
If you have any questions, please do not hesitate to contact the school.

Sincerely,

Clare Willemse
Learning Technologies Coordinator





Our Lady of Lourdes Primary School
7 Grantham Road, Seven Hills NSW 2147
P.O. Box 673 Seven Hills NSW 1730
Telephone: 8869 6800
ololshills@parra.catholic.edu.au

Innovative Learning In A Changing World

8th June, 2021

Dear Parents,

Parent/Teacher/Student interviews will be held between Monday 21st June and Thursday 24th June 2021. This is an opportunity for parents to reconnect with their child's classroom teacher and discuss how their learning is progressing. Times made available are subject to teacher availability. You can now book interviews at times that suit YOUR FAMILY BEST. It is an expectation that all parents make an appointment to see their child's teacher following the Semester One reports. To book an interview go to: www.schoolinterviews.com.au and follow these simple instructions.

BOOKINGS CLOSE SUNDAY 20th of June at 6:00pm.

ENTER THIS SCHOOL EVENT CODE

rbbcv

FOLLOW THESE THREE SIMPLE STEPS:



Interviews are strictly 15mins and spaces are limited.

Parents can change their interview bookings, any time prior to the closing date, by re-visiting the www.schoolinterviews.com.au website and using the event code. Remember to use the same name and email address that you used when you made your original booking. Parents wishing to change their interview times after the closing date should contact the school directly on: 8869 6800

When you click finish, your interview timetable will be emailed to you automatically - check your junk mail folder if you do not receive your email immediately.

Regards,

Karin Schrader - Parent/Teacher Interview Coordinator



Compass Parent Portal

A guide for Parents



How do I access Compass?

Compass is accessible on any modern web browser (Internet Explorer, Firefox, Chrome, Safari) or by using the Compass iOS or Android apps (continue reading to learn more about the app including how to use it).

To access the parent portal, you can go to <https://schools.compass.education/> where you can search for our school's direct URL.

Compass Apps

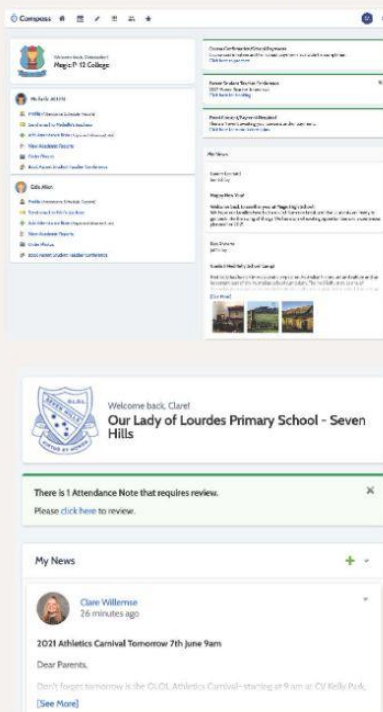
Using the app you can:

- View the school news feed
- Receive messages from the school
- View your child's timetable and the school calendar
- View Learning Tasks
- Add Attendance Notes
- View academic reports



The Compass home screen

The home screen provides you with relevant alerts and news, as well as quick access to your child's profile.



School Calendar

- Link to school events

Your Children

- To access more information click on the relevant quick link or select Profile to access detailed information about your child.

Main Menu

- Allows you to access other Compass and school resources. The Tools icon allows you to update your contact details and change your password.

News

- Recent school news items and information relevant to you. This may include newsletters, details of upcoming events.

Alerts

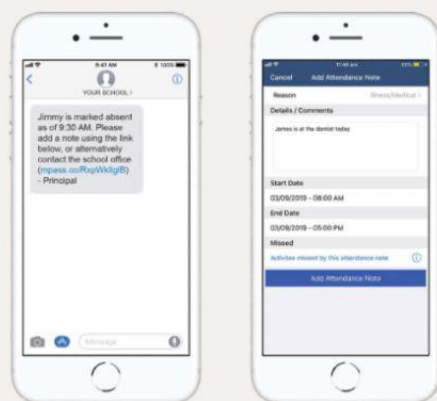
- Custom notifications for items that require your action or attention. These may include excursion notifications, ordering options for school photos, absence notifications, survey, and student report availability.

Entering an Attendance Note

1. From the Compass home screen (or from your student's profile), click the Add Attendance Note item.
2. From the pop-up window:
 - Select the reason
 - Enter a brief description of the absence
 - Select the start and finish time
 - Click the 'Save' button

What is an Attendance Note?
An Attendance Note is used to explain when your child is absent or late for school.

Where possible, attendance notes should be entered prior to the absence/lateness occurring.



SMS Link

If your child is marked as absent without prior approval you will receive a message containing a link. When you follow the link, you will have the opportunity to explain the absence.

The link will expire after you have clicked it, meaning that it cannot be used to explain unapproved absences in the future. Instead, you will receive another message containing a new link, allowing you to repeat the process.

Viewing Academic Reports

1. From the home screen, click on the 'View Academic Reports' item or navigate to the 'Student Profile' and click the 'Reports' tab.
2. A list of 'Academic Reports' will be displayed. Click the report title to download the PDF.

Student: Edie Allen - 05A, Year 5

Reporting Cycle	School
2020 - Semester Two Magic P-12 College	Magic P-12 College
2020 - Semester One Magic P-12 College	Magic P-12 College
2019 - Semester Two Magic P-12 College	Magic P-12 College
2019 - Semester One Magic P-12 College	Magic P-12 College

Privacy and Security



When you use Compass you will notice a padlock appears in your browser's address bar on the left.

This is because Compass uses a technology called TLS (Transport Layer Security). This means that your Compass session is encrypted and secure. Further, Compass adheres to PCI DSS compliance obligations to ensure any credit card details are managed safely, consistent with industry credit card regulations.

We are committed to the privacy of your information.

For any other Compass questions please contact the school office on
Ph: (02) 8869 6800 or E-mail: ololshills@parra.catholic.edu.au

OUR LADY OF LOURDES SEVEN HILLS

School Uniform

The official day for changing to winter uniform is Monday, 3rd May (Week 3 Term 2). From this day, each child will be expected to wear their full winter uniform. However, should the weather be cool before that date, children can wear their winter uniform to school. Children must wear either their full summer uniform or their full winter uniform during this time. **Please ensure that you purchase your child's winter uniform before this date.**

Children are required to wear full school uniform at all times including appropriate haircuts and limited jewelry. Parents' support is essential to ensure their child wears correct school uniform each day.

The following information and images provide clarity about school expectations upon the return of students to school in winter uniform in Term 2, 2021.

Boys hair is to be kept neat and tidy, off the collar, of consistent natural colour, of gradual even grade and all extremes of fashion are to be avoided. Some examples of "styles" that are unacceptable include: ridges, lines, undercuts, steps, bowl cuts, any excessive shaping with gel, and any shaving cuts. The school reserves the right to make rulings on the acceptability of any student hairstyles.

Girls hair is to be of consistent natural colour. Hair that is longer than shoulder length is to be tied back from the face. Hair is to be off the face and out of the eyes. Ribbons, hair slides etc, if worn should be in the uniform fabric or blue.



Girls Winter

- plaid tunic with plaid tab
- long sleeved peter pan collar
- classic blue blouse
- navy jacket with school crest navy jumper with school crest (optional)
- navy (ankle or knee high) socks or navy (opaque) tights
- black shoes (lace up/velcro)
- navy broad brim hat or cap with school crest
- navy bag with school crest

Boys Winter

- school classic blue long sleeve shirt with school crest
- navy (blockers) trousers
- school tie
- navy jacket with school crest
- navy jumper with school crest (optional)
- navy (ankle) socks
- black shoes (lace up/velcro)
- navy broad brim hat or cap with school crest
- navy bag with school crest

Girls and Boys - Sports

- navy polo shirt with classic blue trim & school crest
- navy shorts with OLOL embroidery
- navy school jacket with school crest
- navy track pants with OLOL embroidery
- white (ankle) sports socks
- predominately white sand shoes (lace up/velcro)
- navy broad brim hat or cap with school crest
- navy bag with school crest

Other items available...

- excursion/library bag
- scrunchies and head bands

All items of school uniform & school bags are available through OzFashions, details of how to order the uniform are outlined below through the Qkr app and delivered to the school every Thursday during the school term.



Samples of acceptable school shoes



UNIFORM ORDERS

A friendly reminder that all orders are to be placed on the QKR app by MasterCard. Please follow the instructions below.

Delivery to the school is every Thursday during the school term free of charge and orders must be placed by 4pm Tuesday for delivery on Thursday.


 **masterpass**

For quicker, hassle-free school payments, try Qkr! today

Introducing Qkr! (pronounced 'quicker') by Mastercard, the secure and easy way to order and pay for school items from your phone at a time and place that suits you.


With Qkr you can:


- Pay for a variety of school items;
- See your receipts on the app and get them sent by email if required.



Getting started is easy - try it yourself today

Step 1 Download Qkr!
on your Android phone or iPhone. iPad users can download iPhone app

 **AVAILABLE FOR ANDROID**
Google play

 **AVAILABLE ON THE APP STORE**

Step 2 Register
Select your Country of Residence as 'Australia' and follow the steps to register

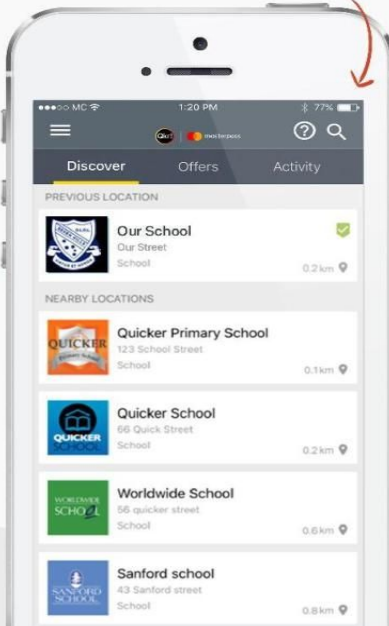
Step 3 Find our school
Our school will appear in 'Nearby Locations' if you're within 10kms of the school, or search for our school by name.

Step 4 Register your children
When first accessing our school you will be prompted to add a student profile for your child. This allows you to make orders and payments for them.

If you have made a purchase you can select our school from 'Previous Location'

If you're within 10 kms of the school, you can select our school from 'Nearby Locations'

Search for our school name



Add your children's details in Student Profiles

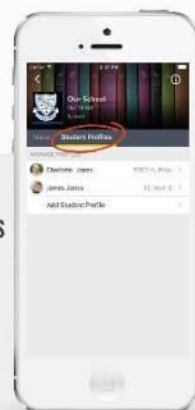
Select
'Add student profile'



Add each
child's details



Manage each
child's details in
Student Profiles

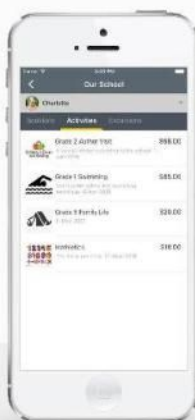


Purchase school items

Select a menu
from our school



Select child
you are
ordering for



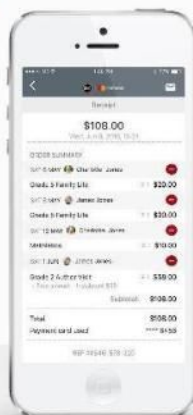
Select your items

Tap 'Checkout'
then confirm and pay



Making payments

Add up to 5 cards to your wallet



At checkout select which card to
pay with.

Pay with any cards accepted
by the school.

Once your payment is approved you
can continue to the home page, or
view your receipt.

Please refer to the size chart when ordering uniforms

Our Lady of the Lourdes Seven Hills

Uniform Size Chart

Please use the below charts as a guide for the approximate sizing of uniform items.

<u>Boys Short Sleeve Shirt</u>							
Description	Size						
	4	6	8	10	12	14	16
½ Chest	39	42	44	48	51	54	57
Body Length	49	54	59	61	64	68	71

<u>Boys Shorts</u>							
Description	Size						
	4	6	8	10	12	14	16
½ Waist	22	24	26	28	30	32	34
Length	36	38	40	43	45	47	49

<u>Boys Long Sleeve Shirt</u>							
Description	Size						
	4	6	8	10	12	14	16
½ Chest	38	40.5	43.5	46.5	49.5	52.5	55.5
Body Length	52	57	62	66	71	77	81

<u>Boys Pants</u>							
Description	Size						
	4	6	8	10	12	14	16
½ Waist	24	26	28	30	32	34	36
Length	71	77	83	88	95	100	105

All measurements are in cms and may differ 1-2cm

For all items please lay them flat and measure on a flat surface.

Chest measurement is taken from underarm to underarm.

Body length is taken from the centre back to the bottom of the hem (under collar).

Waist Measurement is taken from left to right side of waist band.

Length Measurement is taken from top of elastic waist to bottom of the hem.

Our Lady of the Lourdes Seven Hills

Uniform Size Chart

Please use the below charts as a guide for the approximate sizing of uniform items.

<u>Girls Summer Dress</u>							
Description	Size						
	4	6	8	10	12	14	16
½ Chest	39	40	41	44	47	50	53
Body Length	64	67.5	71	77.5	82.5	87	92

<u>Girls Winter Tunic</u>							
Description	Size						
	4	6	8	10	12	14	16
½ Chest	38.5	39.5	40.5	43.5	46.5	49.5	52.5
Body Length	60.5	64	67.5	74	76	84	88.5

<u>Girls Long Sleeve Blouse</u>							
Description	Size						
	4	6	8	10	12	14	16
½ Chest	37.5	39	41	45	48	50.5	53.5
Body Length	51	53	54.5	58	61	63.5	66.5

<u>Poly Cotton Jumper</u>							
Description	Size						
	4	6	8	10	12	14	16
½ Chest	36	39	42	45	48	51	54
Body Length	46	46	48	54	57	61	61

All measurements are in cms and may differ 1-2cm

For all items please lay them flat and measure on a flat surface.

Chest measurement is taken from underarm to underarm.

Body length is taken from the centre back to the bottom of the hem (under collar).

Waist Measurement is taken from left to right side of waist band.

Length Measurement is taken from top of elastic waist to bottom of the hem.

Our Lady of the Lourdes Seven Hills

Uniform Size Chart

Please use the below charts as a guide for the approximate sizing of uniform items.

<u>Short Sleeve Polo</u>							
Description	Size						
	4	6	8	10	12	14	16
$\frac{1}{2}$ Chest	34	37	39	42.5	45	47	50
Body Length	49	52	55	58	61	64	67

<u>Sport Shorts</u>							
Description	Size						
	4	6	8	10	12	14	16
$\frac{1}{2}$ Waist	24	26	28	30	32	34	36
Length	32	34	36	38	40	41	42

<u>Sport Jacket</u>							
Description	Size						
	4	6	8	10	12	14	16
$\frac{1}{2}$ Chest	42	44	46	48	50	52.5	55
Body Length	53	55	57	59	61	63	65

<u>Sport Pant</u>							
Description	Size						
	4	6	8	10	12	14	16
$\frac{1}{2}$ Waist	23	25	27	29	31	33	35
Length	67	72.5	79	85.5	92	97	102

All measurements are in cms and may differ 1-2cm

For all items please lay them flat and measure on a flat surface.

Chest measurement is taken from underarm to underarm.

Body length is taken from the centre back to the bottom of the hem (under collar).

Waist Measurement is taken from left to right side of waist band.

Length Measurement is taken from top of elastic waist to bottom of the hem.