




Parish Priest: Father Henry Duc
Phone: 9622 2960

OOSH: Ben Irmisch
Phone: 9676 7293



Newsletter Term 2 Week 2, 2020.

6th MAY, 2020

FUTURE DATES

Sunday, 10th May



**Commencing
Monday 11th May
Gradual return of
Students - Please
refer to the email
sent to each family**

**Students return in
winter uniform - NO
SPORTS UNIFORM
TILL FURTHER
NOTICE**

**Monday, 8th June
QUEENS
BIRTHDAY LONG
WEEKEND**

**Friday, 3rd July
TERM 2 ENDS**

Principal's Message



Dear Families of Our Lady of Lourdes,

Welcome back to Term 2! I know that it would have been a very different kind of holiday break and Easter celebrations for you and your family. I hope you had the opportunity to take a break from work and routine, even if it was only for the public holidays. Thank you once again for the way you have supported your children with their online learning. All students have engaged with their teachers and completed learning tasks during the week with your support as well as the support and expertise of their fabulous teachers.

This coming Sunday is Mother's Day and with the gradual lifting of restrictions we hope that you will be able to celebrate as a family at home.

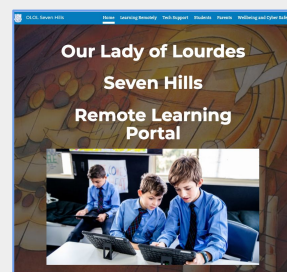
Mother's Day allows us to stop and reflect on the important job of mothering and to give thanks to those who have mothered us. There are many ways to answer the question, "What is Motherhood?" and one of those ways might be that Motherhood means sharing in the creative power of God. Conceiving, carrying and giving birth to a human being, is as close as any person can get to the act of creation. This is the beginning of Motherhood but it is far from the end. Motherhood is also about nurturing, sacrificing, loving and ultimately, letting go.



We wish all the mums, grandmothers, aunts and special women at Our Lady of Lourdes a very happy and love filled Mother's Day this Sunday.

**God Bless
Keiran Byrnes**

**Please visit our new
Parent Remote
Learning Portal Site:**



<https://sites.google.com/parra.catholic.edu.au/ololsevenhills/home>



Enrolments for 2021

The school is accepting applications for enrolment. Enrolment applications are available online on the school website or collection at the School Office.

The preference is to submit applications via to the school email or by post.

If you have any relatives or friends considering enrolling their child at OLOL in 2021 encourage them to visit the school website or phone the school office about enrolment applications. If you are an existing family with a younger child ready for school in 2021 it is important that you submit your application. For further enquiries contact Beth or Anne in the school office on 8869 6800.

School Update Related to COVID-19

Gradual Return To School

As advised from the beginning of Week 3 (Monday 11 May), there will be a gradual return to school for students, each child being able to attend school for one day per week. At this stage it is anticipated that this will be the case in Week 4 as well. This will then be reviewed with attendance further increased in Weeks 5 and 6 with the hope that full student attendance might be possible by the beginning of Term 3. Of course, this objective is subject to health advice and government policy. During this transition period students will continue to engage with the one learning program whether the children are at home or at school.

The school population has been divided into even groups ensuring that, as we organise the gradual return to school, family groups attend on the same day. Your family was notified last Monday of your day of attendance.

Drop off and Pick up of Children

Changes have been implemented in terms of drop off and pick up of children. Parents will be required to stay in their cars and use the kiss and drop area in the morning and afternoon. Times in the afternoon will be staggered to ease congestion and you will be allocated a pick up time of 2:40, 2:50 or 3:00pm. Those parents accessing OOSH will be able to continue to drop and collect their child in the usual manner. The purpose of these arrangements is to restrict adult to adult contact as much as possible.

Morning Drop off and Afternoon Pick up routines

- **Morning Drop Off**
 - Use Kiss and Drop only
 - Parents to remain in cars
 - Students to open car doors themselves
 - Students to enter school by the gate that accesses the carpark
- **Afternoon Pick Up from 2:40**
 - Kiss and collect as per morning routine
 - Display provided family name sign in the front windscreen (see example next page) of your car
 - Pull up in bays in front of the hall entrance
 - Teachers will send students to your car
 - Parents to remain in car
 - No parent parking will be available on the OLOL site - Kiss and collect only
 - Please arrive at the scheduled time for your family

Safety and Wellbeing

The safety and wellbeing of our communities are our key priorities and our solutions will continue to evolve around them. These are some of the solutions in place as students gradually return to school.

- Our Lady of Lourdes is regularly and professionally cleaned.
- Continue to implement appropriate social distancing. Encourage good hygiene practices including washing hands frequently.
- Bubblers are turned off and unavailable. Therefore, send your child with a labelled water bottle.
- The playground equipment is not in use.
- If a child is unwell at school parents will be contacted to collect their child.
- Parents please ensure that you do not send your child to school if they are unwell. If your child is even slightly unwell with a sore throat, cold, cough, upset stomach or temperature they need to be kept at home until they are 100% well and symptom free.

Kiss and Drop Sign.

When picking your child up in the afternoon, we ask that you CLEARLY display your Surname name card, this card will be given out to your child on the first day they return to school. This is to ensure the teachers on duty can see your name in the queue and can organise the children to be ready to go to their family car as quickly as possible.

A suggested option for you would be to display your name card on your passenger visor with either fold back clips or rubber bands as shown below:



Thank you to the parents already displaying their cards clearly in this manner.

GRADUAL RETURN TO SCHOOL FOR OLOL STUDENTS TERM 2 2020

We are excited to begin welcoming everyone back on site this term.

OLOL is a safe place for students and staff. All students engage with a single mode of learning.

Learning at home has been new and, at times, challenging so please continue to facilitate your child's study schedule carefully.

	PHASE 1 Weeks 1 & 2 (29 April - 8 May)	PHASE 2 Week 3 & 4 (11 May - 22 May) Week 5 & 6 beginning (25 May) Students attend 2 days a week- roster to be advised	PHASE 3 Dates to be advised
Overview	<ul style="list-style-type: none"> Students are learning from home OLOL is open for families who need to send their children to school 	<ul style="list-style-type: none"> Students begin transition back to OLOL in Four even Groups and continue to learn from home OLOL is open for students where learning from home is not an option 	<ul style="list-style-type: none"> All students return to OLOL with physical distancing measures in place for adults.
Students	<ul style="list-style-type: none"> Students who attend OLOL are supervised by school staff OLOL support students who work remotely Students attending school wear Summer or Winter Uniform 	<ul style="list-style-type: none"> Students begin transition back to OLOL in designated groups <ul style="list-style-type: none"> Group 1 - Monday Group 2 - Tuesday Group 3 - Wednesday Group 4 - Thursday Open for families who need supervision Students attending school wear Winter Uniform 	<ul style="list-style-type: none"> All students attending OLOL Any students still needing to work from home will be supported as appropriate (after conversation and approval of principal/assistant principal) Students attending school wear Winter or Sports Uniform on sport days.
Learning	<ul style="list-style-type: none"> Learning from home continues as per the end of Term 1 learning at home supported by Google Classroom and Zoom 	<ul style="list-style-type: none"> Learning from home continues as per the end of Term 1 learning at home supported by Google Classroom and Zoom 	<ul style="list-style-type: none"> Most learning will be face-to-face at OLOL with the continuation of Google Classroom.
Staffing	<ul style="list-style-type: none"> At risk and vulnerable staff work remotely OLOL staff may be working remotely on rotational roster 	<ul style="list-style-type: none"> At risk and vulnerable staff work remotely All staff working onsite 	<ul style="list-style-type: none"> All staff working on onsite At Risk (vulnerable) staff to be guided by medical advice
Key message	<ul style="list-style-type: none"> All students will be completing Learning from Home program All adults are to observe physical distancing while on site 	<ul style="list-style-type: none"> All students will be completing Learning from Home program All students attend on their nominated day All adults are to observe physical distancing while on site 	<ul style="list-style-type: none"> All Kindergarten to Year 6 students expected to attend school All adults are to observe physical distancing while on site

Dates and recommendations are subject to change based on advice from relevant Government authorities & CEDP.

All adults are to observe physical distancing while on site.

Fee Relief for families financially affected by COVID-19

Fee relief is available to support families who are experiencing significant financial hardship as a result of COVID-19.

There are three ways that parents/carers can apply for fee relief with the process made as simple as possible. Information is available on the [CEDP website](#) and is also available via the link below.

The page includes a list of 'Frequently Asked Questions'.

We're here to help. Please contact the school if you have any questions. [Learn More](#)



24 March 2020

PARENTS & CARERS
Catholic Education Diocese of Parramatta

Dear Parents and Carers

We understand that the COVID-19 pandemic has affected the financial circumstances of many families in a sudden and unprecedented way. Our long standing principle remains that **no child who meets the enrolment criteria will be refused enrolment or disadvantaged because of a family's financial circumstances.**

In view of the current situation, it will not be possible to follow our usual process for validation of these circumstances. In good faith, we are taking the following actions:

- if your family is experiencing financial difficulties due to COVID-19, we ask that you pay what you can when you can
- we will be suspending any follow up activity with respect to outstanding fees
- we will not be sending statements for Term 2 until there is greater clarity about the duration of the pandemic
- for excursions that may have been paid for and cancelled, we will be refunding these payments irrespective of whether or not CEDP is able to obtain a refund from the excursion supplier either by crediting back to your account or reimbursement, depending upon what method was used to make the excursion payment
- in relation to excursions that are merely postponed, we will not take any action at this stage.

Thank you so much for your assistance as we continue to support not just our students in their continued learning but also our dedicated staff.

Yours sincerely



Mark Holyoake
Director Enterprise
Catholic Education Diocese of Parramatta

LEARNING FOR TODAY'S WORLD

12 Victoria Road North Parramatta NSW 150 Locked Bag 4 North Parramatta NSW 1750 9840 5600
www.parra.catholic.edu.au catholicedparra @CatholicEdParra catholicedparra

Staffing Update

I write to inform you that Mrs Veronica Brogden who taught Physical Education has made the decision at the end of last term to resign her teaching position at OLOL. Mrs Brogden has made this decision for personal reasons and to enable her to spend more time with her her family at this time.

We hope to see Mrs Brogden in the future in the role of casual teacher. We thank Mrs Brogden for all that she has contributed to OLOL in the past few years. Her enthusiasm and expertise in the area of Physical Education has been a real asset to the school.

We wish Mrs Brogden all the best.

I also wish to inform you that Mrs Marlee Cividin's last day of teaching will be Friday 22nd May, 2020. She will be commencing Maternity Leave on Monday 25th May till the end of the year.

I am pleased to announce that commencing 25th May, Mr Daniel Jones will be teaching Year 1W for the remainder of the year. We welcome Mr Jones to OLOL.

We wish Marlee and her husband Paul every blessing as they await the birth of their first child.



Term 2 Uniform Expectations

As of Monday 11th May all children are expected to be in their **full winter uniform** on the days that they attend school. Due to the gradual return to school children will not wear their sports uniform until further notice. When student attendance has returned to a closer to normal attendance pattern we will advise the specific days for children to wear their sports uniform.

Please see the next page for school expectations of correct winter school uniform.

Instructions for ordering uniforms through the online app are included at the end of this newsletter. Uniform orders are continuing to be delivered each week to the school. These will be sent home with your child if they are at school or can be picked up from the school office. This includes numerous jumper orders that are yet to be picked up.

OUR LADY OF LOURDES SEVEN HILLS

School Uniform

Children are required to wear full school uniform at all times including appropriate haircuts and limited jewelry. Parents' support is essential to ensure their child wears correct school uniform each day.

The following information and images provide clarity about school expectations upon the return of students to school in Term 2, 2020.

Boys hair is to be kept neat and tidy, off the collar, of consistent natural colour, of gradual even grade and all extremes of fashion are to be avoided. Some examples of “styles” that are unacceptable include: ridges, lines, undercuts, steps, bowl cuts, any excessive shaping with gel, and any shaving cuts. The school reserves the right to make rulings on the acceptability of any student hairstyles.

Girls hair is to be of consistent natural colour. Hair that is longer than shoulder length is to be tied back from the face. Hair is to be off the face and out of the eyes. Ribbons, hair slides etc, if worn should be in the uniform fabric or blue. Scrunchies are sold from the online Uniform Shop. No nail polish is to be worn to school.

Girls Summer

- blue check dress with navy piping & navy tab
- navy school jacket with school crest
- navy jumper with school crest (optional)
- navy (ankle) sock
- black shoes (lace up/velcro)
- navy broad brim hat or cap with school crest
- navy bag with school crest

Girls Winter

- plaid tunic with plaid tab
- long sleeved peter pan collar
- classic blue blouse
- navy jacket with school crest navy jumper with school crest (optional)
- navy (ankle or knee high) socks or navy (opaque) tights
- black shoes (lace up/velcro)
- navy broad brim hat or cap with school crest
- navy bag with school crest

Girls and Boys - Sports

- navy polo shirt with classic blue trim & school crest
- navy shorts with OLOL embroidery
- navy school jacket with school crest
- navy track pants with OLOL embroidery
- white (ankle) sports socks
- predominately white sand shoes (lace up/velcro)
- navy broad brim hat or cap with school crest
- navy bag with school crest

Boys Summer

- school classic blue short sleeve shirt with school crest
- navy (blockers) shorts
- navy jacket with school crest
- navy jumper with school crest (optional)
- navy (ankle) socks
- black shoes (lace up/velcro)
- navy broad brim hat or cap with school crest
- navy bag with school crest

Boys Winter

- school classic blue long sleeve shirt with school crest
- navy (blockers) trousers
- school tie
- navy jacket with school crest
- navy jumper with school crest (optional)
- navy (ankle) socks
- black shoes (lace up/velcro)
- navy broad brim hat or cap with school crest
- navy bag with school crest

Other items available...

- excursion/library bag
- scrunchies and head bands

All items of school uniform & school bags are available at the school uniform shop.



Girls and Boys summer uniform
Samples of acceptable school shoes



Girls and Boys winter uniform



Girls and Boys sport uniform
Predominately white sandshoes and correct length white socks

Out and About

Welcome back to Term 2!! What a different year 2020 has been! In all my years of teaching (and there have been many) I have never experienced a year like it.

What has been wonderful to see has been the way that our community has worked together. From a staff point of view it has been gratifying to receive the messages of thanks and support over the last weeks of Term 1 and the beginning of Term 2. We are also very appreciative of parent's efforts to support their children's learning. We know it that it has been challenging but the way that our community has responded to online learning has been wonderful.

As we begin our transition back to school we continue to adapt school activities to accommodate the need for social distancing. As a result, as previously advised, this year we will not have our traditional Mother's Day Stall, Mother's Day Breakfast and Mass.

The parent group meeting for this term has been cancelled and the formation of the Year 6 graduation committee and subsequent fundraising has been postponed until later in the term with a date and the form it will take to be advised.

Term 2 is usually the term that we participate in Dance Fever. Unfortunately once again, this year, this will not take place. Any further adjustments will be communicated to parents as they rise.

One activity that students can continue to engage in is the Premier's Reading Challenge. Log in details for the challenge were distributed last term. Students are encouraged to record the books that they have read in their online log in order to complete the challenge. This year for all year levels of the challenge students may also include books that have been read to them or that they have read collaboratively with their class teacher.

Students in K- 2 are required to read/ have read to them, 30 books while for students in Years 3- 6 this is 20 books. Included in these totals may be 10 books of personal choice. Further details around the Premier's Reading Challenge may be found via the following link:

[2020 Premier's Reading Challenge](#)

Carol Cividin - Assistant Principal

NAPLAN

As previously notified ACARA has advised that NAPLAN will not take place in 2020 in light of the current situation with COVID 19

[Return of home readers/ library books](#)

When returning to school one day a week in Week 3 students are asked to bring back the library books and home readers which were distributed at the end of last term.

Thank you in anticipation

Advising Student Absences

Please continue to advise us via the usual channels if your child will be away from school. The State Government has confirmed that students who are at home due to the Premier's advice, and are attempting school work, will be marked as having a 'flexible' timetable / attendance.

This will not be counted as an absence. Students not attempting school work will be marked as 'absent'.

Students attending school will be marked as 'present'. If parents advise that their child is sick, then that day would be marked as 'sick'.

SCHOLASTIC BOOK CLUB

Here's what you need to know

SCHOLASTIC **BOOK CLUB**

SCHOLASTIC **BOOK CLUB**

To help make this Virtual Book Club a success, we are sending all the parents on your LOOP database **a link to the latest Book Club**. They'll be able to click-and-go directly to the fantastic issue we've put together and **place their orders via LOOP**—just as they always have.



Or, here is the link to copy and paste in your browser:

<http://scholastic.com.au/book-club/virtual-catalogue-1/>

ORDERS DUE DATE: WEDNESDAY 13TH MAY 2020

OUR LADY OF LOURDES

Primary School Seven Hills

Call for a personalised tour T 8869 6800

7 Grantham Road Seven Hills

www.ololshills.catholic.edu.au

Enrol Now



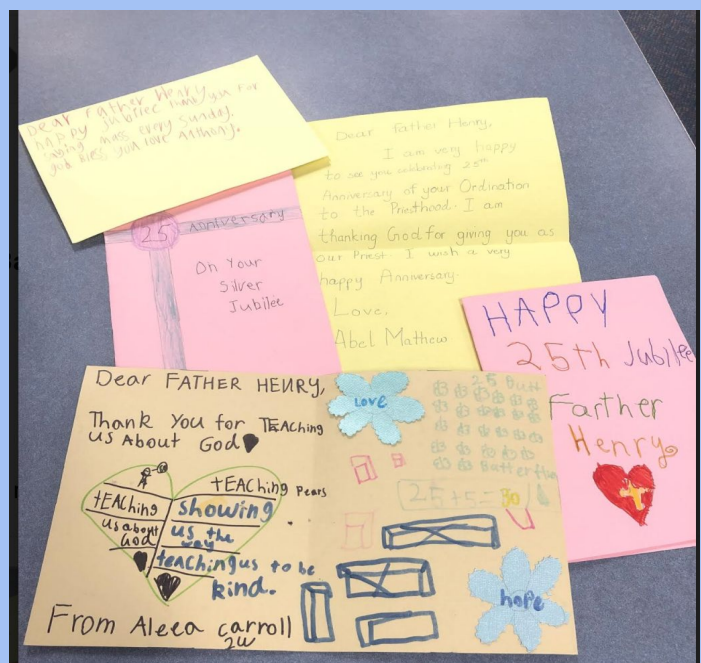
RE NEWS On April 21 Father Henry celebrated his Silver Jubilee.

We are very blessed to have Father Henry as the parish priest at OLOL Seven Hills. 25 Years ago the priesthood and parishioners were blessed when Father Henry became a priest. This year we would like to acknowledge this wonderful man and the achievement that he has made through guiding so many people spiritually and in faith.

Before COVID 19 we had planned to have a Family Mass where all of the families from the school would have celebrated the Eucharist with Father Henry and shown our appreciation for him afterwards with a celebration lunch. We know that Father Henry was very excited to be celebrating with his parish and with the school but unfortunately this had to be postponed due to the restrictions. We did not want this occasion to go unnoticed, so as staff we decided to surprise him with a ZOOM meeting. All of the staff sang "Happy Jubilee" to him. Father Henry was delighted and his smile was priceless.

We also asked each child to make a special card for the occasion and send it to Father Henry, expressing their good wishes and thanks for what he does for everyone here at OLOL. Below is a sample of some of the cards that have been made for him.

Father Henry, congratulations on this momentous occasion. Your holy service to the Lord touches so many people and inspires so many lives. We love you Father Henry and are very grateful for having you as the leader of our parish/school community.

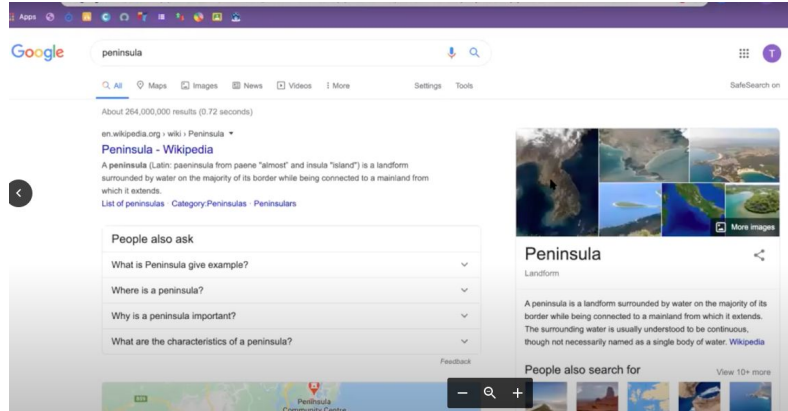




What Great Online Learning Looks Like at OLOL



A NAME A 3D SHAPE!	A PICTURE OF A 3D SHAPE!	HOW MANY FACES A 3D SHAPE HAS!	HOW MANY VERTICES A 3D SHAPE HAS!	HOW MANY EDGES A 3D SHAPE HAS!
A CUBOID!		A CUBOID HAS 6 FACES!	A CUBOID HAS 8 VERTICES!	A CUBOID HAS 12 EDGES!
A TRIANGULAR PYRAMID!		A TRIANGULAR PYRAMID HAS 4 FACES!	A TRIANGULAR PYRAMID HAS 4 VERTICES! INCLUDING 1 APEX!	A TRIANGULAR PYRAMID HAS 6 EDGES!
A CONE!		A CONE HAS 2 FACES, 1 FLAT AND 1 CURVED!	A CONE HAS NO VERTICES, ONLY 1 APEX!	A CONE HAS 1 CURVED EDGE!
A HEXAGONAL PRISM!		A HEXAGONAL PRISM HAS 8 FACES!	A HEXAGONAL PRISM HAS 12 VERTICES!	A HEXAGONAL PRISM HAS 18 EDGES!
A SPHERE!		A SPHERE HAS 1 CURVED FACE!	A SPHERE HAS NO VERTICES!	A SPHERE HAS NO EDGES!



Jesus

- ★ Making the decision to go with the guards without arguing.
- ★ He makes the choice of not saying what Pilate wants to hear.

Feelings

- Hurt
- Betrayed
- Anxious - (what will happen to him)

Pilate

- ★ Questioning Jesus
- ★ Listened to the other people's opinions instead

Judas

- ★ He betrays Jesus
- ★ Judas chooses to go with what the other people believed
- ★ Frightened of what might happen to him if he stayed with Jesus

Feelings

- Frightened
- Selfish - (only thinking of himself)
- Anxious - (have I made the wrong or right decision)

Disciples and Others

- ★ Peter drew his sword and sliced off the servant's right ear



My Retell of the Luke 24 - The empty tomb

Who?	Mary magdalene, joanna mary the mother of james and the other women.
What?	They were going to visit jesus tomb and the found the stone rolled away and inside was empty except for jesus cloth.
Where?	Galilee.
When?	After the death of jesus christ
Why?	For everyone to know that jesus has risen from the dead

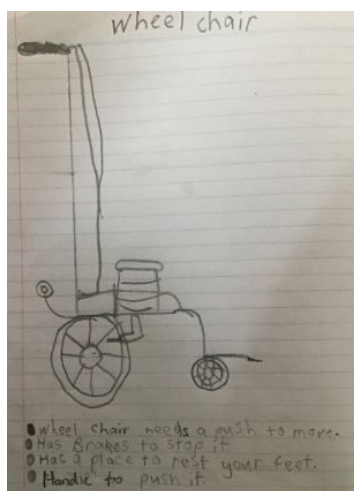

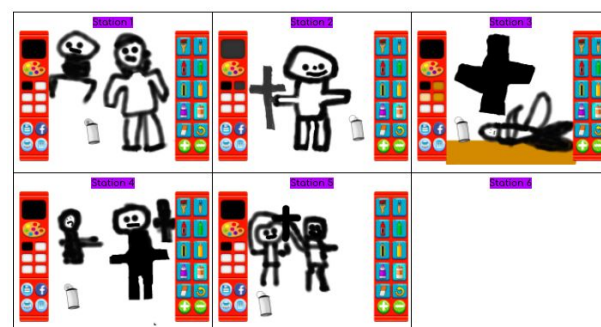


What Great Online Learning Looks Like at OLOL



Week 10 - Art Collage

Go to the following paint website: <https://dynamilis.com/games/paint-online/>
Draw different designs for your Religion Stations of the Cross each day using the online drawing tool. Take a photo of what you draw each day and upload it into a box on this page to make a photo collage for the week.



YEAR 4 MENU BOARD TASK - Before, During and After Reading Chart

1. Complete section 1 of the chart first by looking at the title and picture of the text above.
2. Now read the narrative above "School". Take notes while reading.
3. Complete the chart below:

BEFORE	DURING	AFTER
Predict what the text may be about.	Write words you would like to clarify while reading and make inferences for these words.	Write what the text was about in your own words.
I think it's about a child that does really good work at school and she gets a reward and gives it to someone in her class.	<ul style="list-style-type: none"> Eg, groaned - I think it means the girl is moaning because she is annoyed. 1.State - I think it means the condition of the girl is in. Regarding her health. 2. Over-protective - I think it means that the Mum is too protective of the child. She isn't allowed to do many things. 	It was about a child that didn't want to go to school and was annoyed that she had to go. She tried to pretend she was sick, but her Mum wasn't going to fall for it. The little girl had done this before and it worked. Her Mum fell for it.

Station 1 (20 mins each day)
1. Go to: <https://www.studydrive.com.au/login>
2. Log in with your username and password (you will find this in your school email - Go to the 'School' email)
3. Go to the 'YEAR 4' section
4. Type in 'YEAR 4' and choose the first link. Click on 'YEAR 4'.
5. Watch the teaching materials and do all the tasks in that section.

Tasks (20 mins each day)

1. What two different objects can you find that weigh the same? Name and mass of each object and find objects that have a mass between 1kg and 2 kg. How might you estimate then find objects that have a mass less than 1kg. How can you record it and insert an image.

Extension Task

Discuss with someone at home, what type of measuring instruments we can use to measure and explain how each one should be used and reasons why you would choose them for

My task working out and solutions:

1. What two different objects can you find that weigh the same? Name and its

1. A Phone and a Book = 188g each



2.

A Whiteboard Eraser and A small bottle = 38g each



2. Estimate and find objects that have a mass between 1kg and 2 kg. How can you estimate then find objects that have a mass less than 1kg. How can you record it and insert an image of them.

1. Two water bottles combine weight = 1230g = 1kg and 230g



2. 3 Novels combine weight = 1385 = 1kg and 385g



2. Estimate and find objects that have a mass less than 1kg. How can you record it and insert an image of them.

1. Weight of one book = 483g
2. Hairbrush Weight = 103g





Using Technology Safely at Home

HERE ARE 5 WAYS TO FOLLOW OUR RESPONSIBLE USE OF TECHNOLOGY AGREEMENT AT HOME:

BE RESPONSIBLE...



I will...

- Use equipment safely
- Only access files as requested by the teacher
- Always re-write information in my own words
- Always ask my teacher if I have a question about a task
- Always use my parrastu login for all school work
- Dress appropriately and not use my bedroom for Zoom meetings

BE RESPECTFUL...

I will...

- Not share my personal details over the Internet
- Be respectful and courteous when communicating on the Internet
- Not take photos of others or share photos of myself without permission
- Record a list of websites I use to create a bibliography
- Only use my own account to log into the Network



KEEP SAFE ONLINE...



I will...

- Keep my passwords safe and secret, even from my friends
- Research and only use acceptable material from the Internet
- Turn off the screen and tell a teacher or parent/guardian if I see any unacceptable material or feel harassed or disrespected on a computer

I UNDERSTAND THAT...

- If I can't follow all of these guidelines I will not be allowed to use technology for my schoolwork
- All my online activity is monitored by CEDP.
- I need to follow school guidelines for using Zoom and Google Classroom for home learning



MY PARENTS AGREE THAT...



- The Internet and school technology is to be used for my child's learning
- They will support the school's online learning guidelines
- Cyber-bullying and use of social media is unacceptable and there are consequences
- They will monitor their child's Internet use at home





Introducing the OLOL Parent Remote Learning Portal

Parents and carers, we appreciate your efforts to support your child to learn at home. To help with this we have developed an online Parent Remote Learning Portal resource specifically to support parents to monitor your child's learning throughout the day.

This is an evolving resource that will give support in the areas of learning at home, technology, cyber safety and well being. Please bookmark and visit our site here:

<https://sites.google.com/parra.catholic.edu.au/ololsevenhills/home>

If you have any questions regarding Google Classroom, Zoom, PM readers or other technology, please read through the information on the Remote Learning Portal and you should be able to find most of the answers you need.

	<p>On the home page you will find links to download Skoolbag, to our school website http://www.ololshills.catholic.edu.au/ and the OLOL Parent Calendar.</p>
<p>Learning Remotely</p> 	<p>In this section you will find a letter from Ms. Byrnes with helpful information and guides for how as a school community, we are working together to support learning from home.</p>
<p>Tech Support</p> 	<p>The Tech Support section is where to find videos, tutorials and guides for Google Classroom, Zoom, and other tech tips.</p>
<p>Students</p> 	<p>The Students section has helpful Zoom guides, links to the OLOL online Library, Sora and PM Readers. Also links to Fitness Youtube channels to help with staying active.</p>
<p>Parents</p> 	<p>The Parents Section has informative links about COVID-19 and how to explain this to your children, as well as how to guides for accessing the PM Readers.</p>
<p>Wellbeing and Cyber Safety</p> 	<p>Our Wellbeing and Cyber Safety page has important links and videos for staying safe online for parents and students, wellbeing videos about Corona Virus and links to our OLOL Parish Facebook page live Mass stream.</p>


Introducing the OLOL Parent Remote Learning Portal

Parents and carers, we appreciate your efforts to support your child to learn at home. To help with this we have developed an online Parent Remote Learning Portal resource specifically to support parents to monitor your child's learning throughout the day.

This is an evolving resource that will give support in the areas of learning at home, technology, cyber safety and well being. Please bookmark and visit our site here:

<https://sites.google.com/parra.catholic.edu.au/ololsevenhills/home>

If you have any questions regarding Google Classroom, Zoom, PM readers or other technology, please read through the information on the Remote Learning Portal and you should be able to find most of the answers you need.

	On the home page you will find links to download Skoolbag, to our school website http://www.ololshills.catholic.edu.au/ and the OLOL Parent Calendar.
	In this section you will find a letter from Ms. Byrnes with helpful information and guides for how as a school community, we are working together to support learning from home.
	The Tech Support section is where to find videos, tutorials and guides for Google Classroom, Zoom, and other tech tips.
	The Students section has helpful Zoom guides, links to the OLOL online Library, Sora and PM Readers. Also links to Fitness Youtube channels to help with staying active.
	The Parents Section has informative links about COVID-19 and how to explain this to your children, as well as how to guides for accessing the PM Readers.
	Our Wellbeing and Cyber Safety page has important links and videos for staying safe online for parents and students, wellbeing videos about Corona Virus and links to our OLOL Parish Facebook page live Mass stream.

Primary
Schools






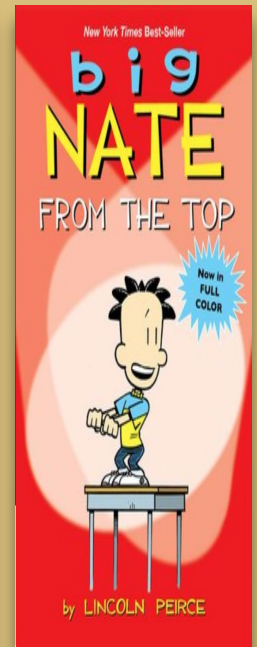




STORIES SO GREAT, YOU 'LL WANT SECONDS!

Jump into SORA and explore all the
juvenile titles

Access SORA through your school's
eLibrary

**ALWAYS AVAILABLE
EBOOKS FROM
April 15 - 31
July**



Catholic Education
Diocese of Parramatta



learning exchange

Our main methods of communication at OLOL with parents are through our fortnightly online newsletter and via the Skoolbag app that can be downloaded to your mobile device.

Our School Newsletter is available each fortnight on a Wednesday. It includes a message from the Principal and information about teaching and learning, school events and our school/parish community. Please take the time to read the newsletter each fortnight with your children. To subscribe to our newsletter visit our school website <http://www.ololshills.catholic.edu.au/Community/Newsletters> and enter your email address to receive the newsletter as an email.

Alternatively you can visit our school website <http://www.ololshills.catholic.edu.au/> to download the newsletter and see our latest photos from school events in the photo gallery.

You can also access the Newsletters via the Skoolbag app, which also gives you regular up-dates and information for upcoming events. To download the app follow the instructions here

Please ensure you have notifications for the app turned on for the latest updates. You can also subscribe to the OLOL Parent calendar here <http://www.ololshills.catholic.edu.au/Community/Events>

Clare Willemse

LTST- Learning Technology Support Teacher

How to install the SkoolBag app

instructions for parents and community

1. Get your favourite mobile device
2. Open the App Store/Play Store
3. Search for "SkoolBag"
4. Download the free app
5. Open the app and add your school(s)

for Apple users



for Android users



for more info visit skoolbag.com.au



ONLINE UNIFORM ORDERS CONTINUE TO BE AVAILABLE

PLEASE BE ADVISED THERE WILL BE NO TRY-ONS FOR SCHOOL UNIFORMS UNTIL FURTHER NOTICE. WE APOLOGISE FOR ANY INCONVENIENCE.



Dear Parents/Guardians

As of 11th March 2020, Our Lady of Lourdes Seven Hills Uniform Shop will be run online by Oz Fashions. Orders are to be placed on the 'QKR' app by MasterCard.

Please follow all instructions on the attached flyer to download the app and set up your account. No phone orders or messages will be accepted!

Delivery to the school will be every Thursday during the school term free of charge and orders must be placed by 4pm Tuesday for delivery on Thursday.

Try on samples will be at the school for your convenience. Please try on the sizes before ordering to avoid disappointment.

Please note: Always read the terms and conditions on the app before ordering.

*Please choose carefully as we do not refund if you simply change your mind or make a wrong selection. However, we gladly exchange within 14 days of the purchase date. Returned merchandise **MUST** be in its original condition with all tags still attached and accompanied by proof of purchase otherwise the exchange will not be honoured. Any item that has been worn will not be able to be exchanged. **Please email all swaps to elle@ozfashions.com.au***

Please note that Oz Fashions warehouse in Granville DOES NOT sell the Our Lady of Lourdes Uniform.

If you have any other concerns please email Elle elle@ozfashions.com.au or call 0421 216 414.

*Yours sincerely
Oz Fashions*



masterpass

For quicker, hassle-free school payments, try Qkr! today

Introducing Qkr! (pronounced 'quicker') by Mastercard, the secure and easy way to order and pay for school items from your phone at a time and place that suits you.

With Qkr you can:

- Pay for a variety of school items;
- See your receipts on the app and get them sent by email if required.



Getting started is easy - try it yourself today

Step 1 Download Qkr!

on your Android phone or iPhone. iPad users can download iPhone app



Step 2 Register

Select your Country of Residence as 'Australia' and follow the steps to register

Step 3 Find our school

Our school will appear in 'Nearby Locations' if you're within 10kms of the school, or search for our school by name.

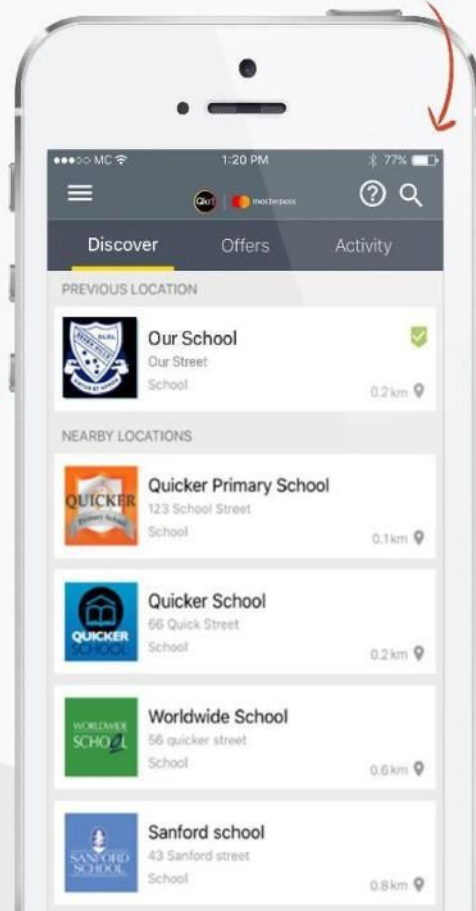
Step 4 Register your children

When first accessing our school you will be prompted to add a student profile for your child. This allows you to make orders and payments for them.

If you have made a purchase you can select our school from 'Previous Location'

If you're within 10 kms of the school, you can select our school from 'Nearby Locations'

Search for our school name



Add your children's details in Student Profiles

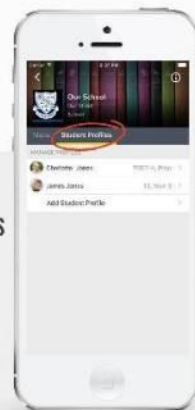
Select
'Add student profile'



Add each
child's details



Manage each
child's details in
Student Profiles

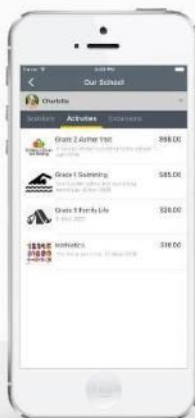


Purchase school items

Select a menu
from our school



Select child
you are
ordering for



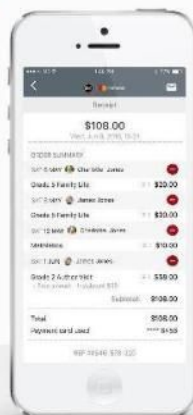
Select your items



Tap 'Checkout'
then confirm and pay

Making payments

Add up to 5 cards to your wallet



At checkout select which card to
pay with.

Pay with any cards accepted
by the school.

Once your payment is approved you
can continue to the home page, or
view your receipt.